

Adapters and Couplings



Medium & High Pressure
Fittings and Tubing

Quick Couplings

Medium & High Pressure
Valves

Line Filters

Sour Service Products

Subsea Valves

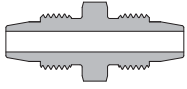
Tools and Installation
Instructions

Technical Information

Contents

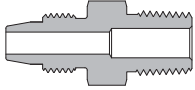
Medium & High Pressure Fittings and Tubing
 Quick Couplings
 Medium & High Pressure Valves
 Line Filters
 Sour Service Products
 Subsea Valves
 Tools and Installation Instructions
 Technical Information

Male DHL Series to Male DHL Series - MMA



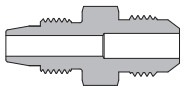
A-70

Male DHL Series to Male NPT - MMA



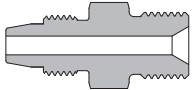
A-70

Male DHL Series to Male JIC - MMA



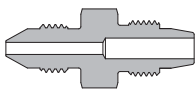
A-71

Male DHL Series to Male Type "M"- MMA



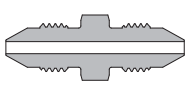
A-72

Male MP to Male DHL Series - MMA



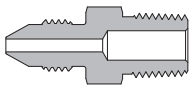
A-72

Male MP to Male MP - MMA



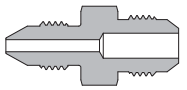
A-73

Male MP to Male NPT - MMA



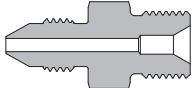
A-74

Male MP to Male JIC - MMA



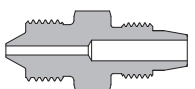
A-75

Male MP to Male Type "M" - MMA



A-76

Male HP to Male DHL Series - MMA



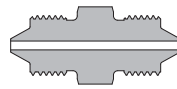
A-77

Male HP to Male MP - MMA



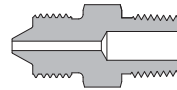
A-77

Male HP to Male HP - MMA



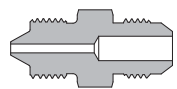
A-78

Male HP to Male NPT - MMA



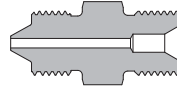
A-78

Male HP to Male JIC - MMA



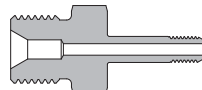
A-79

Male HP to Male Type "M" - MMA



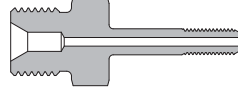
A-79

Male Type "M" to MP Nipples - MMA



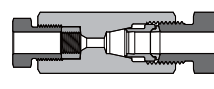
A-80

Male Type "M" to HP Nipples - MMA



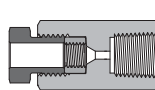
A-81

Female MP to Female DHL Series - FFC



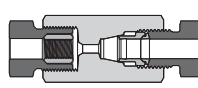
A-81

Female MP to Female NPT - FFC



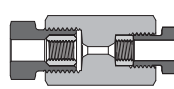
A-82

Female HP to Female DHL Series - FFC



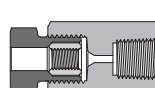
A-83

Female HP to Female MP - FFC



A-83

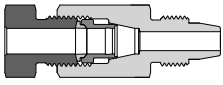
Female HP to Female NPT - FFC



A-84

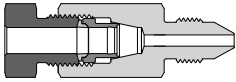
Contents

Female DHL Series to Male DHL Series - FMA



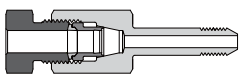
A-84

Female DHL Series to Male MP - FMA



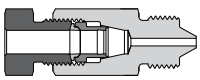
A-85

Female DHL Series to MP Nipples - FMA



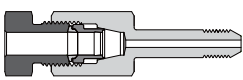
A-86

Female DHL Series to Male HP - FMA



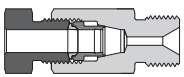
A-87

Female DHL Series to HP Nipples - FMA



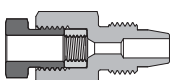
A-87

Female DHL Series to Male Type "M" - FMA



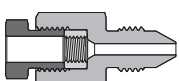
A-88

Female MP to Male DHL Series - FMA



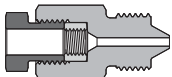
A-89

Female MP to Male MP - FMA



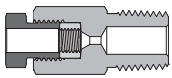
A-90

Female MP to Male HP - FMA



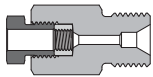
A-91

Female MP to Male NPT - FMA



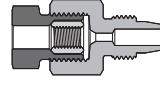
A-92

Female MP to Male Type "M" - FMA



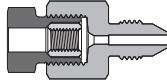
A-93

Female HP to Male DHL Series - FMA



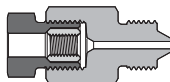
A-94

Female HP to Male MP - FMA



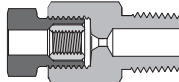
A-94

Female HP to Male HP - FMA



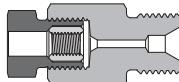
A-95

Female HP to Male NPT - FMA



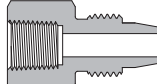
A-95

Female HP to Male Type "M" - FMA



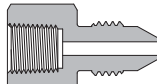
A-96

Female NPT to Male DHL Series - FMA



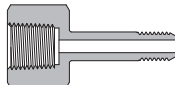
A-97

Female NPT to Male MP - FMA



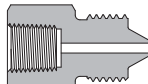
A-98

Female NPT to MP Nipples - FMA



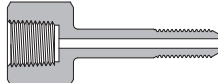
A-99

Female NPT to Male HP - FMA



A-100

Female NPT to HP Nipples - FMA



A-101

Ordering Number Description

A-102

Features

- ⦿ High tensile 316 Stainless Steel as standard material, other materials also available upon request
- ⦿ Every fitting marked with size, material and heat number

Working Pressure

The working pressures of Adapters and Couplings are shown in the "**Ordering Information and Dimensions**".

Working Temperature

Connection Type	Working Temperature Range
Male DHL Series	-423°F to 1200°F (-252°C to 649°C)
Male MP	-423°F to 1200°F (-252°C to 649°C)
Male HP	-423°F to 1200°F (-252°C to 649°C)
Female DHL Series	-325°F to 800°F (-198°C to 427°C)
Female MP	-423°F to 1200°F (-252°C to 649°C)
Female HP	-423°F to 1200°F (-252°C to 649°C)
MP Nipples	-423°F to 1200°F (-252°C to 649°C)
HP Nipples	-423°F to 1200°F (-252°C to 649°C)
NPT Pipe Thread	-325°F to 400°F (-198°C to 204°C)
JIC (37°Flare)	-423°F to 1200°F (-252°C to 649°C)
Male Type "M"	-423°F to 1200°F (-252°C to 649°C)

"Two-piece" Design

Ordering number with designator "□CP" is for "two-piece" male to male and female to male adapters. They are identical to the "one-piece" design in length. They can be ordered by using "CP" to take the place of "MP".

Example:

Ordering number of "one-piece": SS-MMA-6MP6-6MP4

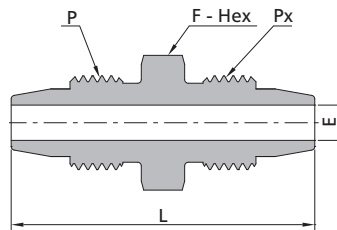
The corresponding ordering number of "two-piece": SS-MMA-6CP6-6CP4.

Cautions:

- ⦿ Do not loosen or tighten fittings when the system is pressurized.
- ⦿ Always use proper thread sealants on tapered pipe threads.

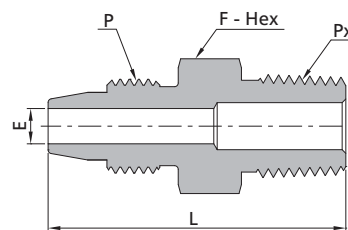
Ordering Information and Dimensions

Male DHL Series to Male DHL Series



Male DHL Series			Male DHL Series			
P-Connection	Px-Connection	Ordering Number	Dimensions, in. (mm)			Working Pressure psig (bar)
			L	F	E	
DMP2	DMP2	SS-MMA-DMP2	1.60 (40.6)	0.50 (12.7)	0.09 (2.4)	15000 (1034)
DMP4	DMP2	SS-MMA-DMP4-DMP2	1.79 (45.5)	0.63 (15.9)	0.09 (2.4)	15000 (1034)
DMP4	DMP4	SS-MMA-DMP4	1.94 (49.4)	0.63 (15.9)	0.19 (4.8)	15000 (1034)
DMP6	DMP2	SS-MMA-DMP6-DMP2	1.85 (46.9)	0.75 (19.1)	0.09 (2.4)	15000 (1034)
DMP6	DMP4	SS-MMA-DMP6-DMP4	2.00 (50.8)	0.75 (19.1)	0.19 (4.8)	15000 (1034)
DMP6	DMP6	SS-MMA-DMP6	2.02 (51.2)	0.75 (19.1)	0.25 (6.4)	15000 (1034)
DMP8	DMP2	SS-MMA-DMP8-DMP2	2.06 (52.2)	0.94 (23.8)	0.09 (2.4)	15000 (1034)
DMP8	DMP4	SS-MMA-DMP8-DMP4	2.21 (56.1)	0.94 (23.8)	0.19 (4.8)	15000 (1034)
DMP8	DMP6	SS-MMA-DMP8-DMP6	2.22 (56.5)	0.94 (23.8)	0.25 (6.4)	15000 (1034)
DMP8	DMP8	SS-MMA-DMP8	2.35 (59.8)	0.94 (23.8)	0.37 (9.5)	15000 (1034)

Male DHL Series to Male NPT

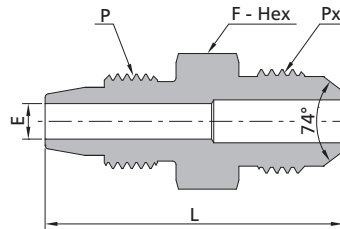


Male DHL Series			Male NPT			
P-Connection	Px-Connection	Ordering Number	Dimensions, in. (mm)			Working Pressure psig (bar)
			L	F	E	
DMP2	NS2	SS-MMA-DMP-NS2	1.32 (33.5)	0.50 (12.7)	0.09 (2.4)	15000 (1034)
DMP2	NS4	SS-MMA-DMP2-NS4	1.52 (38.5)	0.56 (14.3)	0.09 (2.4)	15000 (1034)
DMP2	NS6	SS-MMA-DMP2-NS6	1.56 (39.5)	0.69 (17.5)	0.09 (2.4)	15000 (1034)
DMP2	NS8	SS-MMA-DMP2-NS8	1.82 (46.4)	0.87 (22.2)	0.09 (2.4)	15000 (1034)
DMP2	NS12	SS-MMA-DMP2-NS12	1.90 (48.4)	1.06 (27.0)	0.09 (2.4)	10000 (690)
DMP2	NS16	SS-MMA-DMP2-NS16	2.19 (55.7)	1.37 (34.9)	0.09 (2.4)	10000 (690)
DMP4	NS2	SS-MMA-DMP4-NS2	1.51 (38.4)	0.63 (15.9)	0.19 (4.8)	15000 (1034)
DMP4	NS4	SS-MMA-DMP4-NS4	1.69 (42.9)	0.63 (15.9)	0.19 (4.8)	15000 (1034)
DMP4	NS6	SS-MMA-DMP4-NS6	1.71 (43.4)	0.69 (17.5)	0.19 (4.8)	15000 (1034)
DMP4	NS8	SS-MMA-DMP4-NS8	1.98 (50.3)	0.87 (22.2)	0.19 (4.8)	15000 (1034)
DMP4	NS12	SS-MMA-DMP4-NS12	2.06 (52.3)	1.06 (27.0)	0.19 (4.8)	10000 (690)
DMP4	NS16	SS-MMA-DMP4-NS16	2.35 (59.6)	1.37 (34.9)	0.19 (4.8)	10000 (690)

A-71 Adapters and Couplings

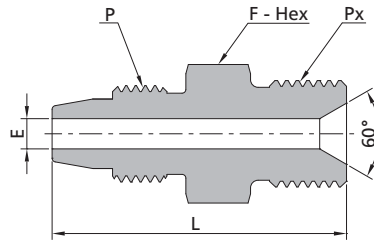
Male DHL Series			Male NPT			
P-Connection	Px-Connection	Ordering Number	Dimensions, in. (mm)			Working Pressure psig (bar)
			L	F	E	
DMP6	NS2	SS-MMA-DMP6-NS2	1.57(39.8)	0.75 (19.1)	0.19 (4.8)	15000 (1034)
DMP6	NS4	SS-MMA-DMP6-NS4	1.74 (44.3)	0.75 (19.1)	0.25 (6.4)	15000 (1034)
DMP6	NS6	SS-MMA-DMP6-NS6	1.74 (44.3)	0.75 (19.1)	0.25 (6.4)	15000 (1034)
DMP6	NS8	SS-MMA-DMP6-NS8	1.99 (50.7)	0.87 (22.2)	0.25 (6.4)	15000 (1034)
DMP6	NS12	SS-MMA-DMP6-NS12	2.07 (52.7)	1.06 (27.0)	0.25 (6.4)	10000 (690)
DMP6	NS16	SS-MMA-DMP6-NS16	2.36 (60.0)	1.37 (34.9)	0.25 (6.4)	10000 (690)
DMP8	NS2	SS-MMA-DMP8-NS2	1.78 (45.1)	0.94 (23.8)	0.19 (4.8)	15000 (1034)
DMP8	NS4	SS-MMA-DMP8-NS4	1.95 (49.6)	0.94 (23.8)	0.25 (6.4)	15000 (1034)
DMP8	NS6	SS-MMA-DMP8-NS6	1.95 (49.6)	0.94 (23.8)	0.31 (7.9)	15000 (1034)
DMP8	NS8	SS-MMA-DMP8-NS8	2.14 (54.5)	0.94 (23.8)	0.37 (9.5)	15000 (1034)
DMP8	NS12	SS-MMA-DMP8-NS12	2.20 (56.0)	1.06 (27.0)	0.37 (9.5)	10000 (690)
DMP8	NS16	SS-MMA-DMP8-NS16	2.49 (63.3)	1.37 (34.9)	0.37 (9.5)	10000 (690)

Male DHL Series to Male JIC



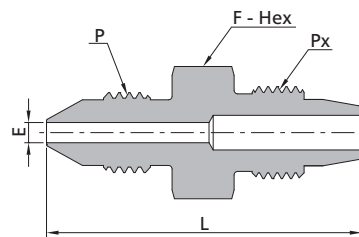
Male DHL Series			Male JIC			
P-Connection	Px-Connection	Ordering Number	Dimensions, in. (mm)			Working Pressure psig (bar)
			L	F	E	
DMP2	AN4	SS-MMA-DMP2-AN4	1.49 (37.8)	0.50 (12.7)	0.09 (2.4)	15000 (1034)
DMP2	AN6	SS-MMA-DMP2-AN6	1.53 (38.9)	0.63 (15.9)	0.09 (2.4)	15000 (1034)
DMP2	AN8	SS-MMA-DMP2-AN8	1.71 (43.5)	0.81 (20.6)	0.09 (2.4)	15000 (1034)
DMP2	AN10	SS-MMA-DMP2-AN10	1.85 (47.1)	0.94 (23.8)	0.09 (2.4)	15000 (1034)
DMP2	AN12	SS-MMA-DMP2-AN12	2.04 (51.7)	1.13 (28.6)	0.09 (2.4)	15000 (1034)
DMP2	AN16	SS-MMA-DMP2-AN16	2.16 (54.9)	1.37 (34.9)	0.09 (2.4)	15000 (1034)
DMP4	AN4	SS-MMA-DMP4-AN4	1.68 (42.7)	0.63 (15.9)	0.17 (4.4)	15000 (1034)
DMP4	AN6	SS-MMA-DMP4-AN6	1.69 (42.8)	0.63 (15.9)	0.19 (4.8)	15000 (1034)
DMP4	AN8	SS-MMA-DMP4-AN8	1.87 (47.4)	0.81 (20.6)	0.19 (4.8)	15000 (1034)
DMP4	AN10	SS-MMA-DMP4-AN10	2.01 (51.0)	0.94 (23.8)	0.19 (4.8)	15000 (1034)
DMP4	AN12	SS-MMA-DMP4-AN12	2.19 (55.6)	1.13 (28.6)	0.19 (4.8)	15000 (1034)
DMP4	AN16	SS-MMA-DMP4-AN16	2.31 (58.8)	1.37 (34.9)	0.19 (4.8)	15000 (1034)
DMP6	AN4	SS-MMA-DMP6-AN4	1.74 (44.1)	0.75 (19.1)	0.17 (4.4)	15000 (1034)
DMP6	AN6	SS-MMA-DMP6-AN6	1.74 (44.2)	0.75 (19.1)	0.23 (5.8)	15000 (1034)
DMP6	AN8	SS-MMA-DMP6-AN8	1.88 (47.8)	0.81 (20.6)	0.25 (6.4)	15000 (1034)
DMP6	AN10	SS-MMA-DMP6-AN10	2.02 (51.4)	0.94 (23.8)	0.25 (6.4)	15000 (1034)
DMP6	AN12	SS-MMA-DMP6-AN12	2.20(56.0)	1.13 (28.6)	0.25 (6.4)	15000 (1034)
DMP6	AN16	SS-MMA-DMP6-AN16	2.33(59.2)	1.37 (34.9)	0.25 (6.4)	15000 (1034)
DMP8	AN4	SS-MMA-DMP8-AN4	1.94 (49.4)	0.94 (23.8)	0.17 (4.4)	15000 (1034)
DMP8	AN6	SS-MMA-DMP8-AN6	1.95 (49.5)	0.94 (23.8)	0.23 (5.8)	15000 (1034)
DMP8	AN8	SS-MMA-DMP8-AN8	2.05 (52.1)	0.94 (23.8)	0.31 (8.0)	15000 (1034)
DMP8	AN10	SS-MMA-DMP8-AN10	2.15(54.7)	0.94 (23.8)	0.37 (9.4)	15000 (1034)
DMP8	AN12	SS-MMA-DMP8-AN12	2.33 (59.3)	1.13 (28.6)	0.37 (9.5)	15000 (1034)
DMP8	AN16	SS-MMA-DMP8-AN16	2.46 (62.5)	1.37 (34.9)	0.37 (9.5)	15000 (1034)

Male DHL Series to Male Type "M"



Male DHL Series			Male Type "M"			
P-Connection	Px-Connection	Ordering Number	Dimensions, in. (mm)			Working Pressure psig (bar)
			L	F	E	
DMP2	HM9	SS-MMA-DMP2-HM9	1.48(37.5)	0.63 (15.9)	0.09 (2.4)	15000 (1034)
DMP2	HM12	SS-MMA-DMP2-HM12	1.65(41.8)	0.75 (19.1)	0.09 (2.4)	15000 (1034)
DMP2	HM14	SS-MMA-DMP2-HM14	1.87(47.5)	1.00 (25.4)	0.09 (2.4)	15000 (1034)
DMP2	HM16	SS-MMA-DMP2-HM16	1.76(44.6)	1.00 (25.4)	0.09 (2.4)	15000 (1034)
DMP2	HM21	SS-MMA-DMP2-HM21	1.87(47.5)	1.37 (34.9)	0.09 (2.4)	15000 (1034)
DMP4	HM9	SS-MMA-DMP4-HM9	1.63(41.4)	0.63 (15.9)	0.09 (2.4)	15000 (1034)
DMP4	HM12	SS-MMA-DMP4-HM12	1.80(45.7)	0.75 (19.1)	0.19 (4.8)	15000 (1034)
DMP4	HM14	SS-MMA-DMP4-HM14	2.02(51.4)	1.00 (25.4)	0.15 (3.8)	15000 (1034)
DMP4	HM16	SS-MMA-DMP4-HM16	1.91(48.5)	1.00 (25.4)	0.19 (4.8)	15000 (1034)
DMP4	HM21	SS-MMA-DMP4-HM21	2.02(51.4)	1.37 (34.9)	0.19 (4.8)	15000 (1034)
DMP6	HM9	SS-MMA-DMP6-HM9	1.69(42.8)	0.75 (19.1)	0.09 (2.4)	15000 (1034)
DMP6	HM12	SS-MMA-DMP6-HM12	1.81(46.1)	0.75 (19.1)	0.25 (6.4)	15000 (1034)
DMP6	HM14	SS-MMA-DMP6-HM14	2.04(51.8)	1.00 (25.4)	0.15 (3.8)	15000 (1034)
DMP6	HM16	SS-MMA-DMP6-HM16	1.93(48.9)	1.00 (25.4)	0.25 (6.4)	15000 (1034)
DMP6	HM21	SS-MMA-DMP6-HM21	2.04(51.8)	1.37 (34.9)	0.25 (6.4)	15000 (1034)
DMP8	HM9	SS-MMA-DMP8-HM9	1.89(48.1)	0.94 (23.8)	0.09 (2.4)	15000 (1034)
DMP8	HM12	SS-MMA-DMP8-HM12	2.02(51.4)	0.94 (23.8)	0.29 (7.4)	15000 (1034)
DMP8	HM14	SS-MMA-DMP8-HM14	2.17(55.1)	1.00 (25.4)	0.15 (3.8)	15000 (1034)
DMP8	HM16	SS-MMA-DMP8-HM16	2.06(52.2)	1.00 (25.4)	0.37 (9.5)	15000 (1034)
DMP8	HM21	SS-MMA-DMP8-HM21	2.17(55.1)	1.37 (34.9)	0.37 (9.5)	15000 (1034)

Male MP to Male DHL Series

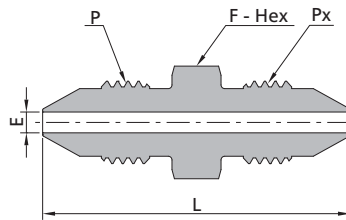


Male MP			Male DHL Series			
P-Connection	Px-Connection	Ordering Number	Dimensions, in. (mm)			Working Pressure psig (bar)
			L	F	E	
2MP4	DMP2	SS-MMA-2MP4-DMP2	1.62(41.2)	0.50 (12.7)	0.09 (2.4)	15000 (1034)
2MP4	DMP4	SS-MMA-2MP4-DMP4	1.81(46.1)	0.63 (15.9)	0.11 (2.8)	15000 (1034)
2MP4	DMP6	SS-MMA-2MP4-DMP6	1.87(47.5)	0.75 (19.1)	0.11 (2.8)	15000 (1034)
2MP4	DMP8	SS-MMA-2MP4-DMP8	2.08(52.8)	0.94 (23.8)	0.11 (2.8)	15000 (1034)
2MP6	DMP2	SS-MMA-2MP6-DMP2	1.81(45.9)	0.63 (15.9)	0.09 (2.4)	15000 (1034)
2MP6	DMP4	SS-MMA-2MP6-DMP4	1.96(49.8)	0.63 (15.9)	0.19 (4.8)	15000 (1034)

A-73 Adapters and Couplings

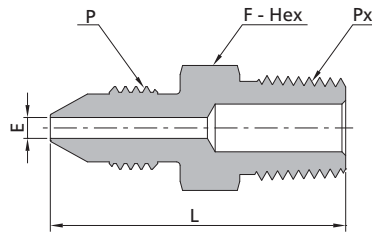
Male MP			Male DHL Series			
P-Connection	Px-Connection	Ordering Number	Dimensions, in. (mm)			Working Pressure psig (bar)
			L	F	E	
2MP6	DMP6	SS-MMA-2MP6-DMP6	2.02(51.2)	0.75 (19.1)	0.20 (5.2)	15000 (1034)
2MP6	DMP8	SS-MMA-2MP6-DMP8	2.22(56.5)	0.94 (23.8)	0.20 (5.2)	15000 (1034)
2MP9	DMP2	SS-MMA-2MP9-DMP2	2.11(53.7)	0.94 (23.8)	0.09 (2.4)	15000 (1034)
2MP9	DMP4	SS-MMA-2MP9-DMP4	2.27(57.6)	0.94 (23.8)	0.19 (4.8)	15000 (1034)
2MP9	DMP6	SS-MMA-2MP9-DMP6	2.28(58.0)	0.94 (23.8)	0.25 (6.4)	15000 (1034)
2MP9	DMP8	SS-MMA-2MP9-DMP8	2.41(61.3)	0.94 (23.8)	0.31 (7.9)	15000 (1034)
2MP12	DMP2	SS-MMA-2MP12-DMP2	2.38(60.5)	1.19 (30.2)	0.09 (2.4)	15000 (1034)
2MP12	DMP4	SS-MMA-2MP12-DMP4	2.54(64.4)	1.19 (30.2)	0.19 (4.8)	15000 (1034)
2MP12	DMP6	SS-MMA-2MP12-DMP6	2.55(64.8)	1.19 (30.2)	0.25 (6.4)	15000 (1034)
2MP12	DMP8	SS-MMA-2MP12-DMP8	2.68(68.1)	1.19 (30.2)	0.37 (9.5)	15000 (1034)
2MP16	DMP2	SS-MMA-2MP16-DMP2	2.93(74.3)	1.50 (38.1)	0.09 (2.4)	15000 (1034)
2MP16	DMP4	SS-MMA-2MP16-DMP4	3.08(78.2)	1.50 (38.1)	0.19 (4.8)	15000 (1034)
2MP16	DMP6	SS-MMA-2MP16-DMP6	3.09(78.6)	1.50 (38.1)	0.37 (9.5)	15000 (1034)
2MP16	DMP8	SS-MMA-2MP16-DMP8	3.22(81.9)	1.50 (38.1)	0.37 (9.5)	15000 (1034)

Male MP to Male MP



Male MP			Male MP			
P-Connection	Px-Connection	Ordering Number	Dimensions, in. (mm)			Working Pressure psig (bar)
			L	F	E	
2MP4	2MP4	SS-MMA-2MP4	1.63 (41.3)	0.50 (12.7)	0.11 (2.8)	20000 (1379)
2MP6	2MP4	SS-MMA-2MP6-2MP4	1.87 (47.6)	0.63 (15.9)	0.11 (2.8)	20000 (1379)
2MP6	2MP6	SS-MMA-2MP6	2.00 (50.8)	0.63 (15.9)	0.20 (5.2)	20000 (1379)
2MP9	2MP4	SS-MMA-2MP9-2MP4	2.13 (54.0)	0.94 (23.8)	0.11 (2.8)	20000 (1379)
2MP9	2MP6	SS-MMA-2MP9-2MP6	2.31 (58.7)	0.94 (23.8)	0.20 (5.2)	20000 (1379)
2MP9	2MP9	SS-MMA-2MP9	2.50 (63.5)	0.94 (23.8)	0.31 (7.9)	20000 (1379)
2MP12	2MP4	SS-MMA-2MP12-2MP4	2.44 (61.9)	1.19 (30.2)	0.11 (2.8)	20000 (1379)
2MP12	2MP6	SS-MMA-2MP12-2MP6	2.56 (65.1)	1.19 (30.2)	0.20 (5.2)	20000 (1379)
2MP12	2MP9	SS-MMA-2MP12-2MP9	2.75 (69.9)	1.19 (30.2)	0.31 (7.9)	20000 (1379)
2MP12	2MP12	SS-MMA-2MP12	2.94 (74.6)	1.19 (30.2)	0.44 (11.1)	20000 (1379)
2MP16	2MP4	SS-MMA-2MP16-2MP4	3.00 (76.2)	1.50 (38.1)	0.11 (2.8)	20000 (1379)
2MP16	2MP6	SS-MMA-2MP16-2MP6	3.13 (79.4)	1.50 (38.1)	0.20 (5.2)	20000 (1379)
2MP16	2MP9	SS-MMA-2MP16-2MP9	3.31 (84.2)	1.50 (38.1)	0.31 (7.9)	20000 (1379)
2MP16	2MP12	SS-MMA-2MP16-2MP12	3.44 (87.4)	1.50 (38.1)	0.44 (11.1)	20000 (1379)
2MP16	2MP16	SS-MMA-2MP16	3.94 (100.2)	1.50 (38.1)	0.56 (14.3)	20000 (1379)

Male MP to Male NPT



Male MP			Male NPT			
P-Connection	Px-Connection	Ordering Number	Dimensions, in. (mm)			Working Pressure psig (bar)
			L	F	E	
2MP4	NS2	SS-MMA-2MP4-NS2	1.37 (34.9)	0.50 (12.7)	0.11 (2.8)	15000 (1034)
2MP4	NS4	SS-MMA-2MP4-NS4	1.56 (39.7)	0.56 (14.3)	0.11 (2.8)	15000 (1034)
2MP4	NS6	SS-MMA-2MP4-NS6	1.63 (41.3)	0.69 (17.5)	0.11 (2.8)	15000 (1034)
2MP4	NS8	SS-MMA-2MP4-NS8	1.87 (47.6)	0.87 (22.2)	0.11 (2.8)	15000 (1034)
2MP4	NS12	SS-MMA-2MP4-NS12	1.94 (49.2)	1.06 (27.0)	0.11 (2.8)	10000 (690)
2MP4	NS16	SS-MMA-2MP4-NS16	2.25 (57.2)	1.37 (34.9)	0.11 (2.8)	10000 (690)
2MP6	NS2	SS-MMA-2MP6-NS2	1.56 (39.7)	0.63 (15.9)	0.19 (4.8)	15000 (1034)
2MP6	NS4	SS-MMA-2MP6-NS4	1.75 (44.5)	0.63 (15.9)	0.20 (5.2)	15000 (1034)
2MP6	NS6	SS-MMA-2MP6-NS6	1.75 (44.5)	0.69 (17.5)	0.20 (5.2)	15000 (1034)
2MP6	NS8	SS-MMA-2MP6-NS8	2.00 (50.8)	0.87 (22.2)	0.20 (5.2)	15000 (1034)
2MP6	NS12	SS-MMA-2MP6-NS12	2.06 (52.4)	1.06 (27.0)	0.20 (5.2)	10000 (690)
2MP6	NS16	SS-MMA-2MP6-NS16	2.37 (60.3)	1.37 (34.9)	0.20 (5.2)	10000 (690)
2MP9	NS2	SS-MMA-2MP9-NS2	1.87 (47.6)	0.94 (23.8)	0.19 (4.8)	15000 (1034)
2MP9	NS4	SS-MMA-2MP9-NS4	2.06 (52.4)	0.94 (23.8)	0.25 (6.4)	15000 (1034)
2MP9	NS6	SS-MMA-2MP9-NS6	2.06 (52.4)	0.94 (23.8)	0.31 (7.9)	15000 (1034)
2MP9	NS8	SS-MMA-2MP9-NS8	2.25 (57.2)	0.94 (23.8)	0.31 (7.9)	15000 (1034)
2MP9	NS12	SS-MMA-2MP9-NS12	2.31 (58.7)	1.06 (27.0)	0.31 (7.9)	10000 (690)
2MP9	NS16	SS-MMA-2MP9-NS16	2.56 (65.1)	1.37 (34.9)	0.31 (7.9)	10000 (690)
2MP12	NS2	SS-MMA-2MP12-NS2	2.13 (54.0)	1.19 (30.2)	0.19 (4.8)	15000 (1034)
2MP12	NS4	SS-MMA-2MP12-NS4	2.31 (58.7)	1.19 (30.2)	0.25 (6.4)	15000 (1034)
2MP12	NS6	SS-MMA-2MP12-NS6	2.31 (58.7)	1.19 (30.2)	0.31 (7.9)	15000 (1034)
2MP12	NS8	SS-MMA-2MP12-NS8	2.50 (63.5)	1.19 (30.2)	0.38 (9.6)	15000 (1034)
2MP12	NS12	SS-MMA-2MP12-NS12	2.50 (63.5)	1.19 (30.2)	0.44 (11.1)	10000 (690)
2MP12	NS16	SS-MMA-2MP12-NS16	2.75 (69.9)	1.37 (34.9)	0.44 (11.1)	10000 (690)
2MP16	NS2	SS-MMA-2MP16-NS2	2.69 (68.3)	1.50 (38.1)	0.19 (4.8)	15000 (1034)
2MP16	NS4	SS-MMA-2MP16-NS4	2.81 (71.4)	1.50 (38.1)	0.25 (6.4)	15000 (1034)
2MP16	NS6	SS-MMA-2MP16-NS6	2.81 (71.4)	1.50 (38.1)	0.31 (7.9)	15000 (1034)
2MP16	NS8	SS-MMA-2MP16-NS8	3.06 (77.8)	1.50 (38.1)	0.38 (9.6)	15000 (1034)
2MP16	NS12	SS-MMA-2MP16-NS12	3.06 (82.6)	1.50 (38.1)	0.56 (14.3)	10000 (690)
2MP16	NS16	SS-MMA-2MP16-NS16	3.25 (82.6)	1.50 (38.1)	0.56 (14.3)	10000 (690)

Medium & High Pressure
Fittings and Tubing

Quick Couplings

Medium & High Pressure
Valves

Line Filters

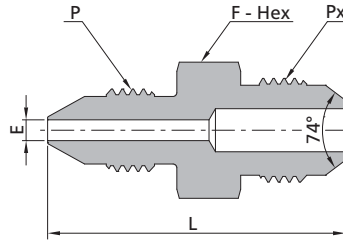
Sour Service Products

Subsea Valves

Tools and Installation
Instructions

Technical Information

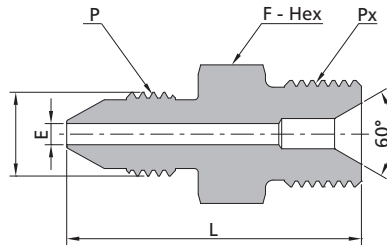
Male MP to Male JIC



Male MP			Male JIC			
P-Connection	Px-Connection	Ordering Number	Dimensions, in. (mm)			Working Pressure psig (bar)
			L	F	E	
2MP4	AN4	SS-MMA-2MP4-AN4	1.50 (38.1)	0.50 (12.7)	0.11 (2.8)	20000 (1379)
2MP4	AN6	SS-MMA-2MP4-AN6	1.63 (41.3)	0.63 (15.9)	0.11 (2.8)	20000 (1379)
2MP4	AN8	SS-MMA-2MP4-AN8	1.75 (44.5)	0.81 (20.6)	0.11 (2.8)	20000 (1379)
2MP4	AN10	SS-MMA-2MP4-AN10	1.87 (47.6)	0.94 (23.8)	0.11 (2.8)	20000 (1379)
2MP4	AN12	SS-MMA-2MP4-AN12	2.06 (52.4)	1.13 (28.6)	0.11 (2.8)	15000 (1034)
2MP4	AN16	SS-MMA-2MP4-AN16	2.19 (55.6)	1.37 (34.9)	0.11 (2.8)	15000 (1034)
2MP6	AN4	SS-MMA-2MP6-AN4	1.75 (44.5)	0.63 (15.9)	0.17 (4.4)	20000 (1379)
2MP6	AN6	SS-MMA-2MP6-AN6	1.75 (44.5)	0.63 (15.9)	0.20 (5.2)	20000 (1379)
2MP6	AN8	SS-MMA-2MP6-AN8	1.87 (47.6)	0.81 (20.6)	0.20 (5.2)	20000 (1379)
2MP6	AN10	SS-MMA-2MP6-AN10	2.06 (52.4)	0.94 (23.8)	0.20 (5.2)	20000 (1379)
2MP6	AN12	SS-MMA-2MP6-AN12	2.25 (57.2)	1.13 (28.6)	0.20 (5.2)	15000 (1034)
2MP6	AN16	SS-MMA-2MP6-AN16	2.37 (60.3)	1.37 (34.9)	0.20 (5.2)	15000 (1034)
2MP9	AN4	SS-MMA-2MP9-AN4	2.00 (50.8)	0.94 (23.8)	0.17 (4.4)	20000 (1379)
2MP9	AN6	SS-MMA-2MP9-AN6	2.06 (52.4)	0.94 (23.8)	0.23 (5.8)	20000 (1379)
2MP9	AN8	SS-MMA-2MP9-AN8	2.13 (54.0)	0.94 (23.8)	0.31 (7.9)	20000 (1379)
2MP9	AN10	SS-MMA-2MP9-AN10	2.25 (57.2)	0.94 (23.8)	0.31 (7.9)	20000 (1379)
2MP9	AN12	SS-MMA-2MP9-AN12	2.44 (61.9)	1.13 (28.6)	0.31 (7.9)	15000 (1034)
2MP9	AN16	SS-MMA-2MP9-AN16	2.56 (65.1)	1.37 (34.9)	0.31 (7.9)	15000 (1034)
2MP12	AN4	SS-MMA-2MP12-AN4	2.31 (58.7)	1.19 (30.2)	0.17 (4.4)	20000 (1379)
2MP12	AN6	SS-MMA-2MP12-AN6	2.31 (58.7)	1.19 (30.2)	0.23 (5.8)	20000 (1379)
2MP12	AN8	SS-MMA-2MP12-AN8	2.37 (60.3)	1.19 (30.2)	0.31 (7.9)	20000 (1379)
2MP12	AN10	SS-MMA-2MP12-AN10	2.50 (63.5)	1.19 (30.2)	0.37 (9.4)	20000 (1379)
2MP12	AN12	SS-MMA-2MP12-AN12	2.63 (66.7)	1.19 (30.2)	0.44 (11.1)	15000 (1034)
2MP12	AN16	SS-MMA-2MP12-AN16	2.69 (68.3)	1.37 (34.9)	0.44 (11.1)	15000 (1034)
2MP16	AN4	SS-MMA-2MP16-AN4	2.81 (71.4)	1.50 (38.1)	0.17 (4.4)	20000 (1379)
2MP16	AN6	SS-MMA-2MP16-AN6	2.81 (71.4)	1.50 (38.1)	0.23 (5.8)	20000 (1379)
2MP16	AN8	SS-MMA-2MP16-AN8	2.94 (74.6)	1.50 (38.1)	0.31 (7.9)	20000 (1379)
2MP16	AN10	SS-MMA-2MP16-AN10	3.06 (77.8)	1.50 (38.1)	0.37 (9.4)	20000 (1379)
2MP16	AN12	SS-MMA-2MP16-AN12	3.13 (79.4)	1.50 (38.1)	0.46 (11.6)	15000 (1034)
2MP16	AN16	SS-MMA-2MP16-AN16	3.19 (81.0)	1.50 (38.1)	0.56 (14.3)	15000 (1034)

Medium & High Pressure Fittings and Tubing
Quick Couplings
Medium & High Pressure Valves
Line Filters
Sour Service Products
Subsea Valves
Tools and Installation Instructions
Technical Information

Male MP to Male Type "M"



Male MP			Male Type "M"			
P-Connection	Px-Connection	Ordering Number	Dimensions, in. (mm)			Working Pressure psig (bar)
			L	F	E	
2MP4	HM9	SS-MMA-2MP4-HM9	1.52 (38.7)	0.63 (15.9)	0.09 (2.4)	20000 (1379)
2MP4	HM12	SS-MMA-2MP4-HM12	1.69 (43.0)	0.75 (19.1)	0.11 (2.8)	20000 (1379)
2MP4	HM14	SS-MMA-2MP4-HM14	1.90 (48.2)	1.00 (25.4)	0.11 (2.8)	20000 (1379)
2MP4	HM16	SS-MMA-2MP4-HM16	1.78 (45.3)	1.00 (25.4)	0.11 (2.8)	20000 (1379)
2MP4	HM21	SS-MMA-2MP4-HM21	1.90 (48.3)	1.37 (34.9)	0.11 (2.8)	20000 (1379)
2MP6	HM9	SS-MMA-2MP6-HM9	1.67 (42.4)	0.63 (15.9)	0.09 (2.4)	20000 (1379)
2MP6	HM12	SS-MMA-2MP6-HM12	1.84 (46.7)	0.75 (19.1)	0.20 (5.2)	20000 (1379)
2MP6	HM14	SS-MMA-2MP6-HM14	2.04 (51.9)	1.00 (25.4)	0.15 (3.8)	20000 (1379)
2MP6	HM16	SS-MMA-2MP6-HM16	1.93 (49.0)	1.00 (25.4)	0.20 (5.2)	20000 (1379)
2MP6	HM21	SS-MMA-2MP6-HM21	2.05 (52.0)	1.37 (34.9)	0.20 (5.2)	20000 (1379)
2MP9	HM9	SS-MMA-2MP9-HM9	1.95 (49.6)	0.94 (23.8)	0.09 (2.4)	20000 (1379)
2MP9	HM12	SS-MMA-2MP9-HM12	2.08 (52.9)	0.94 (23.8)	0.29 (7.4)	20000 (1379)
2MP9	HM14	SS-MMA-2MP9-HM14	2.23 (56.7)	1.00 (25.4)	0.15 (3.8)	20000 (1379)
2MP9	HM16	SS-MMA-2MP9-HM16	2.12 (53.8)	1.00 (25.4)	0.31 (7.9)	20000 (1379)
2MP9	HM21	SS-MMA-2MP9-HM21	2.24 (56.8)	1.37 (34.9)	0.31 (7.9)	20000 (1379)
2MP12	HM9	SS-MMA-2MP12-HM9	2.22 (56.3)	1.19 (30.2)	0.09 (2.4)	20000 (1379)
2MP12	HM12	SS-MMA-2MP12-HM12	2.35 (59.6)	1.19 (30.2)	0.29 (7.4)	20000 (1379)
2MP12	HM14	SS-MMA-2MP12-HM14	2.47 (62.8)	1.19 (30.2)	0.15 (3.8)	20000 (1379)
2MP12	HM16	SS-MMA-2MP12-HM16	2.36 (59.9)	1.19 (30.2)	0.39 (10.0)	20000 (1379)
2MP12	HM21	SS-MMA-2MP12-HM21	2.41 (61.1)	1.37 (34.9)	0.44 (11.1)	20000 (1379)
2MP16	HM9	SS-MMA-2MP16-HM9	2.77 (70.3)	1.50 (38.1)	0.09 (2.4)	20000 (1379)
2MP16	HM12	SS-MMA-2MP16-HM12	2.90 (73.6)	1.50 (38.1)	0.29 (7.4)	20000 (1379)
2MP16	HM14	SS-MMA-2MP16-HM14	3.02 (76.8)	1.50 (38.1)	0.15 (3.8)	20000 (1379)
2MP16	HM16	SS-MMA-2MP16-HM16	2.91 (73.9)	1.50 (38.1)	0.39 (10.0)	20000 (1379)
2MP16	HM21	SS-MMA-2MP16-HM21	2.89 (73.3)	1.50 (38.1)	0.56 (14.3)	20000 (1379)

Medium & High Pressure
Fittings and Tubing

Quick Couplings

Medium & High Pressure
Valves

Line Filters

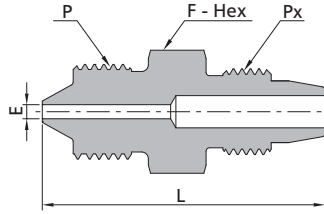
Sour Service Products

Subsea Valves

Tools and Installation
Instructions

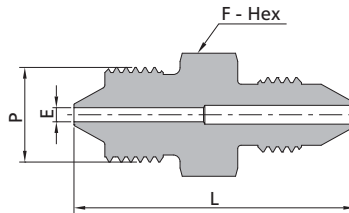
Technical Information

Male HP to Male DHL Series



Male HP			Male DHL Series			
P-Connection	Px-Connection	Ordering Number	Dimensions, in. (mm)			Working Pressure psig (bar)
			L	F	E	
6MP4	DMP2	SS-MMA-6MP4-DMP2	1.60 (40.6)	0.63 (15.9)	0.08 (2.1)	15000 (1034)
6MP4	DMP4	SS-MMA-6MP4-DMP4	1.75 (44.5)	0.63 (15.9)	0.08 (2.1)	15000 (1034)
6MP4	DMP6	SS-MMA-6MP4-DMP6	1.81 (45.9)	0.75 (19.1)	0.08 (2.1)	15000 (1034)
6MP4	DMP8	SS-MMA-6MP4-DMP8	2.02 (51.2)	0.94 (23.8)	0.08 (2.1)	15000 (1034)
6MP6	DMP2	SS-MMA-6MP6-DMP2	1.93 (49.0)	0.81 (20.6)	0.09 (2.4)	15000 (1034)
6MP6	DMP4	SS-MMA-6MP6-DMP4	2.08 (52.9)	0.81 (20.6)	0.13 (3.2)	15000 (1034)
6MP6	DMP6	SS-MMA-6MP6-DMP6	2.10 (53.3)	0.81 (20.6)	0.13 (3.2)	15000 (1034)
6MP6	DMP8	SS-MMA-6MP6-DMP8	2.37 (60.1)	0.94 (23.8)	0.13 (3.2)	15000 (1034)
6MP9	DMP2	SS-MMA-6MP9-DMP2	2.24 (56.8)	1.19 (30.2)	0.09 (2.4)	15000 (1034)
6MP9	DMP4	SS-MMA-6MP9-DMP4	2.39 (60.7)	1.19 (30.2)	0.19 (4.8)	15000 (1034)
6MP9	DMP6	SS-MMA-6MP9-DMP6	2.41 (61.1)	1.19 (30.2)	0.19 (4.8)	15000 (1034)
6MP9	DMP8	SS-MMA-6MP9-DMP8	2.54 (64.4)	1.19 (30.2)	0.19 (4.8)	15000 (1034)

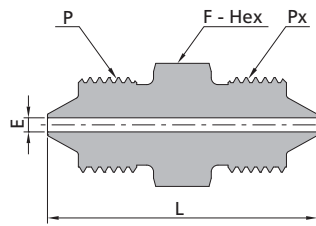
Male HP to Male MP



Male HP			Male MP			
P-Connection	Px-Connection	Ordering Number	Dimensions, in. (mm)			Working Pressure psig (bar)
			L	F	E	
6MP4	2MP4	SS-MMA-6MP4-2MP4	1.69 (42.9)	0.63 (15.9)	0.08 (2.1)	20000 (1379)
6MP4	2MP6	SS-MMA-6MP4-2MP6	1.81 (46.0)	0.63 (15.9)	0.08 (2.1)	20000 (1379)
6MP4	2MP9	SS-MMA-6MP4-2MP9	2.06 (52.4)	0.94 (23.8)	0.08 (2.1)	20000 (1379)
6MP4	2MP12	SS-MMA-6MP4-2MP12	2.37 (60.3)	1.19 (30.2)	0.08 (2.1)	20000 (1379)
6MP4	2MP16	SS-MMA-6MP4-2MP16	2.94 (74.6)	1.50 (38.1)	0.08 (2.1)	20000 (1379)
6MP6	2MP4	SS-MMA-6MP6-2MP4	2.00 (50.8)	0.81 (20.6)	0.11 (2.8)	20000 (1379)
6MP6	2MP6	SS-MMA-6MP6-2MP6	2.13 (54.0)	0.81 (20.6)	0.13 (3.2)	20000 (1379)
6MP6	2MP9	SS-MMA-6MP6-2MP9	2.37 (60.3)	0.94 (23.8)	0.13 (3.2)	20000 (1379)
6MP6	2MP12	SS-MMA-6MP6-2MP12	2.63 (66.7)	1.19 (30.2)	0.13 (3.2)	20000 (1379)
6MP6	2MP16	SS-MMA-6MP6-2MP16	3.13 (79.4)	1.50 (38.1)	0.13 (3.2)	20000 (1379)
6MP9	2MP4	SS-MMA-6MP9-2MP4	2.25 (57.2)	1.19 (30.2)	0.11 (2.8)	20000 (1379)
6MP9	2MP6	SS-MMA-6MP9-2MP6	2.44 (61.9)	1.19 (30.2)	0.19 (4.8)	20000 (1379)
6MP9	2MP9	SS-MMA-6MP9-2MP9	2.63 (66.7)	1.19 (30.2)	0.19 (4.8)	20000 (1379)
6MP9	2MP12	SS-MMA-6MP9-2MP12	2.80 (71.0)	1.19 (30.2)	0.19 (4.8)	20000 (1379)
6MP9	2MP16	SS-MMA-6MP9-2MP16	3.31 (84.2)	1.50 (38.1)	0.19 (4.8)	20000 (1379)

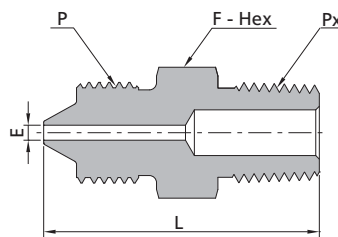
Medium & High Pressure Fittings and Tubing
Quick Couplings
Medium & High Pressure Valves
Line Filters
Sour Service Products
Subsea Valves
Tools and Installation Instructions
Technical Information

Male HP to Male HP



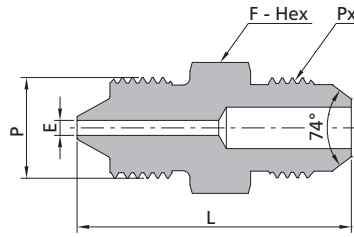
Male HP			Male HP			
P-Connection	Px-Connection	Ordering Number	Dimensions, in. (mm)			Working Pressure psig (bar)
			L	F	E	
6MP4	6MP4	SS-MMA-6MP4	1.63 (41.3)	0.63 (15.9)	0.08 (2.1)	60000 (4137)
6MP6	6MP4	SS-MMA-6MP6-6MP4	1.94 (49.2)	0.81 (20.6)	0.08 (2.1)	60000 (4137)
6MP6	6MP6	SS-MMA-6MP6	2.19 (55.6)	0.81 (20.6)	0.13 (3.2)	60000 (4137)
6MP9	6MP4	SS-MMA-6MP9-6MP4	2.19 (55.6)	1.19 (30.2)	0.08 (2.1)	60000 (4137)
6MP9	6MP6	SS-MMA-6MP9-6MP6	2.50 (63.5)	1.19 (30.2)	0.13 (3.2)	60000 (4137)
6MP9	6MP9	SS-MMA-6MP9	2.63 (66.7)	1.19 (30.2)	0.19 (4.8)	60000 (4137)

Male HP to Male NPT



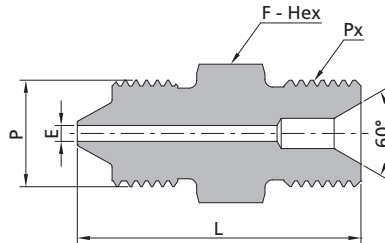
Male HP			Male NPT			
P-Connection	Px-Connection	Ordering Number	Dimensions, in. (mm)			Working Pressure psig (bar)
			L	F	E	
6MP4	NS2	SS-MMA-6MP4-NS2	1.37 (34.9)	0.63 (15.9)	0.08 (2.1)	15000 (1034)
6MP4	NS4	SS-MMA-6MP4-NS4	1.56 (39.7)	0.63 (15.9)	0.08 (2.1)	15000 (1034)
6MP4	NS6	SS-MMA-6MP4-NS6	1.56 (39.7)	0.69 (17.5)	0.08 (2.1)	15000 (1034)
6MP4	NS8	SS-MMA-6MP4-NS8	1.81 (46.0)	0.87 (22.2)	0.08 (2.1)	15000 (1034)
6MP4	NS12	SS-MMA-6MP4-NS12	1.87 (47.6)	1.06 (27.0)	0.08 (2.1)	10000 (690)
6MP4	NS16	SS-MMA-6MP4-NS16	2.19 (55.6)	1.37 (34.9)	0.08 (2.1)	10000 (690)
6MP6	NS2	SS-MMA-6MP6-NS2	1.69 (42.9)	0.81 (20.6)	0.13 (3.2)	15000 (1034)
6MP6	NS4	SS-MMA-6MP6-NS4	1.87 (47.6)	0.81 (20.6)	0.13 (3.2)	15000 (1034)
6MP6	NS6	SS-MMA-6MP6-NS6	1.87 (47.6)	0.81 (20.6)	0.13 (3.2)	15000 (1034)
6MP6	NS8	SS-MMA-6MP6-NS8	2.06 (52.4)	0.87 (22.2)	0.13 (3.2)	15000 (1034)
6MP6	NS12	SS-MMA-6MP6-NS12	2.13 (54.0)	1.06 (27.0)	0.13 (3.2)	10000 (690)
6MP6	NS16	SS-MMA-6MP6-NS16	2.44 (61.9)	1.37 (34.9)	0.13 (3.2)	10000 (690)
6MP9	NS2	SS-MMA-6MP9-NS2	2.00 (50.8)	1.19 (30.2)	0.19 (4.8)	15000 (1034)
6MP9	NS4	SS-MMA-6MP9-NS4	2.13 (54.0)	1.19 (30.2)	0.19 (4.8)	15000 (1034)
6MP9	NS6	SS-MMA-6MP9-NS6	2.13 (54.0)	1.19 (30.2)	0.19 (4.8)	15000 (1034)
6MP9	NS8	SS-MMA-6MP9-NS8	2.37 (60.3)	1.19 (30.2)	0.19 (4.8)	15000 (1034)
6MP9	NS12	SS-MMA-6MP9-NS12	2.37 (60.3)	1.19 (30.2)	0.19 (4.8)	10000 (690)
6MP9	NS16	SS-MMA-6MP9-NS16	2.63 (66.7)	1.37 (34.9)	0.19 (4.8)	10000 (690)

Male HP to Male JIC



Male HP			Male JIC			
P-Connection	Px-Connection	Ordering Number	Dimensions, in. (mm)			Working Pressure psig (bar)
			L	F	E	
6MP4	AN4	SS-MMA-6MP4-AN4	1.56 (39.7)	0.63 (15.9)	0.08 (2.1)	20000 (1379)
6MP4	AN6	SS-MMA-6MP4-AN6	1.56 (39.7)	0.63 (15.9)	0.08 (2.1)	20000 (1379)
6MP4	AN8	SS-MMA-6MP4-AN8	1.69 (42.9)	0.81 (20.6)	0.08 (2.1)	20000 (1379)
6MP4	AN10	SS-MMA-6MP4-AN10	1.81 (46.0)	0.94 (23.8)	0.08 (2.1)	20000 (1379)
6MP4	AN12	SS-MMA-6MP4-AN12	2.00 (50.8)	1.13 (28.6)	0.08 (2.1)	15000 (1034)
6MP4	AN16	SS-MMA-6MP4-AN16	2.13 (54.0)	1.37 (34.9)	0.08 (2.1)	15000 (1034)
6MP6	AN4	SS-MMA-6MP6-AN4	1.81 (46.0)	0.81 (20.6)	0.13 (3.2)	20000 (1379)
6MP6	AN6	SS-MMA-6MP6-AN6	1.81 (46.0)	0.81 (20.6)	0.13 (3.2)	20000 (1379)
6MP6	AN8	SS-MMA-6MP6-AN8	1.94 (49.2)	0.81 (20.6)	0.13 (3.2)	20000 (1379)
6MP6	AN10	SS-MMA-6MP6-AN10	2.06 (52.4)	0.94 (23.8)	0.13 (3.2)	20000 (1379)
6MP6	AN12	SS-MMA-6MP6-AN12	2.25 (57.2)	1.13 (28.6)	0.13 (3.2)	15000 (1034)
6MP6	AN16	SS-MMA-6MP6-AN16	2.37 (60.3)	1.37 (34.9)	0.13 (3.2)	15000 (1034)
6MP9	AN4	SS-MMA-6MP9-AN4	2.13 (54.0)	1.19 (30.2)	0.17 (4.4)	20000 (1379)
6MP9	AN6	SS-MMA-6MP9-AN6	2.13 (54.0)	1.19 (30.2)	0.19 (4.8)	20000 (1379)
6MP9	AN8	SS-MMA-6MP9-AN8	2.25 (57.2)	1.19 (30.2)	0.19 (4.8)	20000 (1379)
6MP9	AN10	SS-MMA-6MP9-AN10	2.37 (60.3)	1.19 (30.2)	0.19 (4.8)	20000 (1379)
6MP9	AN12	SS-MMA-6MP9-AN12	2.44 (61.9)	1.19 (30.2)	0.19 (4.8)	15000 (1034)
6MP9	AN16	SS-MMA-6MP9-AN16	2.56 (65.0)	1.37 (34.9)	0.19 (4.8)	15000 (1034)

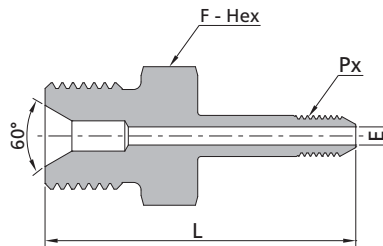
Male HP to Male Type "M"



Male HP			Male Type "M"			
P-Connection	Px-Connection	Ordering Number	Dimensions, in. (mm)			Working Pressure psig (bar)
			L	F	E	
6MP4	HM9	SS-MMA-6MP4-HM9	1.46 (37.1)	0.63 (15.9)	0.08 (2.1)	60000 (4137)
6MP4	HM12	SS-MMA-6MP4-HM12	1.63 (41.4)	0.75 (19.1)	0.08 (2.1)	30000 (2068)
6MP4	HM14	SS-MMA-6MP4-HM14	1.83 (46.6)	1.00 (25.4)	0.08 (2.1)	50000 (3447)
6MP4	HM16	SS-MMA-6MP4-HM16	1.72 (43.7)	1.00 (25.4)	0.08 (2.1)	30000 (2068)
6MP4	HM21	SS-MMA-6MP4-HM21	1.84 (46.7)	1.37 (34.9)	0.08 (2.1)	20000 (1379)
6MP6	HM9	SS-MMA-6MP6-HM9	1.77 (44.9)	0.81 (20.6)	0.09 (2.4)	60000 (4137)
6MP6	HM12	SS-MMA-6MP6-HM12	1.90 (48.2)	0.81 (20.6)	0.13 (3.2)	30000 (2068)

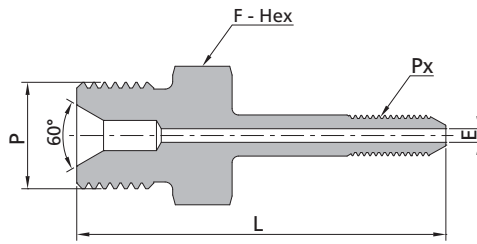
Male HP			Male Type "M"			
P-Connection	Px-Connection	Ordering Number	Dimensions, in. (mm)			Working Pressure psig (bar)
			L	F	E	
6MP6	HM14	SS-MMA-6MP6-HM14	2.09 (53.0)	1.00 (25.4)	0.13 (3.2)	50000 (3447)
6MP6	HM16	SS-MMA-6MP6-HM16	1.97 (50.1)	1.00 (25.4)	0.13 (3.2)	30000 (2068)
6MP6	HM21	SS-MMA-6MP6-HM21	2.09 (53.1)	1.37 (34.9)	0.13 (3.2)	20000 (1379)
6MP9	HM9	SS-MMA-6MP9-HM9	2.07 (52.6)	1.19 (30.2)	0.09 (2.4)	60000 (4137)
6MP9	HM12	SS-MMA-6MP9-HM12	2.20 (55.9)	1.19 (30.2)	0.19 (4.8)	30000 (2068)
6MP9	HM14	SS-MMA-6MP9-HM14	2.33 (59.1)	1.19 (30.2)	0.15 (3.8)	50000 (3447)
6MP9	HM16	SS-MMA-6MP9-HM16	2.21 (56.2)	1.19 (30.2)	0.19 (4.8)	30000 (2068)
6MP9	HM21	SS-MMA-6MP9-HM21	2.26 (57.4)	1.37 (34.9)	0.19 (4.8)	20000 (1379)

Male Type "M" to MP Nipples



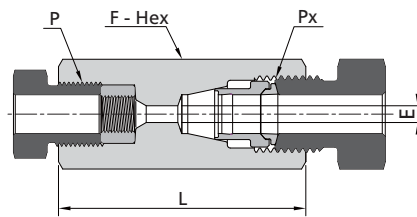
Male Type "M"			MP Nipples			
P-Connection	Px-Connection	Ordering Number	Dimensions, in. (mm)			Working Pressure psig (bar)
			L	F	E	
HM9	2CT4	SS-MMA-HM9-2CT4	1.80 (45.7)	0.63 (15.9)	0.09 (2.4)	20000 (1379)
HM9	2CT6	SS-MMA-HM9-2CT6	2.05 (52.1)	0.63 (15.9)	0.09 (2.4)	20000 (1379)
HM9	2CT9	SS-MMA-HM9-2CT9	2.28 (58.0)	0.69 (17.5)	0.09 (2.4)	20000 (1379)
HM9	2CT12	SS-MMA-HM9-2CT12	2.58 (65.5)	0.87 (22.2)	0.09 (2.4)	20000 (1379)
HM9	2CT16	SS-MMA-HM9-2CT16	3.22 (81.7)	1.13 (28.6)	0.09 (2.4)	20000 (1379)
HM12	2CT4	SS-MMA-HM12-2CT4	1.97 (50.0)	0.75 (19.1)	0.11 (2.8)	20000 (1379)
HM12	2CT6	SS-MMA-HM12-2CT6	2.22 (56.4)	0.75 (19.1)	0.20 (5.2)	20000 (1379)
HM12	2CT9	SS-MMA-HM12-2CT9	2.43 (61.7)	0.75 (19.1)	0.29 (7.4)	20000 (1379)
HM12	2CT12	SS-MMA-HM12-2CT12	2.71 (68.8)	0.87 (22.2)	0.29 (7.4)	20000 (1379)
HM12	2CT16	SS-MMA-HM12-2CT16	3.35 (85.0)	1.13 (28.6)	0.29 (7.4)	20000 (1379)
HM14	2CT4	SS-MMA-HM14-2CT4	2.17 (55.2)	1.00 (25.4)	0.11 (2.8)	20000 (1379)
HM14	2CT6	SS-MMA-HM14-2CT6	2.43 (61.6)	1.00 (25.4)	0.15 (3.8)	20000 (1379)
HM14	2CT9	SS-MMA-HM14-2CT9	2.63 (66.9)	1.00 (25.4)	0.15 (3.8)	20000 (1379)
HM14	2CT12	SS-MMA-HM14-2CT12	2.88 (73.2)	1.00 (25.4)	0.15 (3.8)	20000 (1379)
HM14	2CT16	SS-MMA-HM14-2CT16	3.47 (88.2)	1.13 (28.6)	0.15 (3.8)	20000 (1379)
HM16	2CT4	SS-MMA-HM16-2CT4	2.06 (52.3)	1.00 (25.4)	0.11 (2.8)	20000 (1379)
HM16	2CT6	SS-MMA-HM16-2CT6	2.31 (58.7)	1.00 (25.4)	0.20 (5.2)	20000 (1379)
HM16	2CT9	SS-MMA-HM16-2CT9	2.52 (64.0)	1.00 (25.4)	0.31 (7.9)	20000 (1379)
HM16	2CT12	SS-MMA-HM16-2CT12	2.77 (70.3)	1.00 (25.4)	0.39 (10.0)	20000 (1379)
HM16	2CT16	SS-MMA-HM16-2CT16	3.36 (85.3)	1.13 (28.6)	0.39 (10.0)	20000 (1379)
HM21	2CT4	SS-MMA-HM21-2CT4	2.18 (55.3)	1.37 (34.9)	0.11 (2.8)	20000 (1379)
HM21	2CT6	SS-MMA-HM21-2CT6	2.43 (61.7)	1.37 (34.9)	0.20 (5.2)	20000 (1379)
HM21	2CT9	SS-MMA-HM21-2CT9	2.64 (67.0)	1.37 (34.9)	0.31 (7.9)	20000 (1379)
HM21	2CT12	SS-MMA-HM21-2CT12	2.89 (73.3)	1.37 (34.9)	0.44 (11.1)	20000 (1379)
HM21	2CT16	SS-MMA-HM21-2CT16	3.42 (86.9)	1.37 (34.9)	0.56 (14.3)	20000 (1379)

Male Type "M" to HP Nipples



Male Type "M"			HP Nipples			
P-Connection	Px-Connection	Ordering Number	Dimensions, in. (mm)			Working Pressure psig (bar)
			L	F	E	
HM9	6CT4	SS-MMA-HM9-6CT4	2.15 (54.6)	0.63 (15.9)	0.08 (2.1)	60000 (4137)
HM9	6CT6	SS-MMA-HM9-6CT6	2.53 (64.3)	0.63 (15.9)	0.09 (2.4)	60000 (4137)
HM9	6CT9	SS-MMA-HM9-6CT9	3.12 (79.3)	0.63 (15.9)	0.09 (2.4)	60000 (4137)
HM12	6CT4	SS-MMA-HM12-6CT4	2.31 (58.6)	0.75 (19.1)	0.08 (2.1)	30000 (2068)
HM12	6CT6	SS-MMA-HM12-6CT6	2.70 (68.6)	0.75 (19.1)	0.13 (3.2)	30000 (2068)
HM12	6CT9	SS-MMA-HM12-6CT9	3.29 (83.6)	0.75 (19.1)	0.19 (4.8)	30000 (2068)
HM14	6CT4	SS-MMA-HM14-6CT4	2.51 (63.8)	1.00 (25.4)	0.08 (2.1)	50000 (3447)
HM14	6CT6	SS-MMA-HM14-6CT6	2.91 (73.8)	1.00 (25.4)	0.13 (3.2)	50000 (3447)
HM14	6CT9	SS-MMA-HM14-6CT9	3.50 (88.8)	1.00 (25.4)	0.15 (3.8)	50000 (3447)
HM16	6CT4	SS-MMA-HM16-6CT4	2.40 (60.9)	1.00 (25.4)	0.08 (2.1)	30000 (2068)
HM16	6CT6	SS-MMA-HM16-6CT6	2.79 (70.9)	1.00 (25.4)	0.13 (3.2)	30000 (2068)
HM16	6CT9	SS-MMA-HM16-6CT9	3.38 (85.9)	1.00 (25.4)	0.19 (4.8)	30000 (2068)
HM21	6CT4	SS-MMA-HM21-6CT4	2.52 (63.9)	1.37 (34.9)	0.08 (2.1)	20000 (1379)
HM21	6CT6	SS-MMA-HM21-6CT6	2.91 (73.9)	1.37 (34.9)	0.13 (3.2)	20000 (1379)
HM21	6CT9	SS-MMA-HM21-6CT9	3.50 (88.9)	1.37 (34.9)	0.19 (4.8)	20000 (1379)

Female MP to Female DHL Series

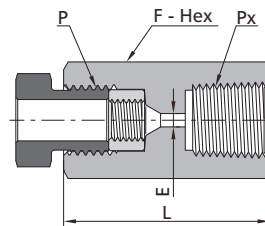


Female MP			Female DHL Series			
P-Connection	Px-Connection	Ordering Number	Dimensions, in. (mm)			Working Pressure psig (bar)
			L	F	E	
2FH4	DHL2	SS-FFC-2FH4-DHL2	1.41(35.8)	0.63 (15.9)	0.09 (2.4)	15000 (1034)
2FH4	DHL4	SS-FFC-2FH4-DHL4	1.67(42.3)	0.63 (15.9)	0.11 (2.8)	15000 (1034)
2FH4	DHL6	SS-FFC-2FH4-DHL6	1.76(44.7)	0.75 (19.1)	0.11 (2.8)	15000 (1034)
2FH4	DHL8	SS-FFC-2FH4-DHL8	1.93(49.1)	1.00 (25.4)	0.11 (2.8)	15000 (1034)
2FH6	DHL2	SS-FFC-2FH6-DHL2	1.59(40.5)	0.75 (19.1)	0.09 (2.4)	15000 (1034)
2FH6	DHL4	SS-FFC-2FH6-DHL4	1.85(47.1)	0.75 (19.1)	0.19 (4.8)	15000 (1034)
2FH6	DHL6	SS-FFC-2FH6-DHL6	1.89(47.9)	0.75 (19.1)	0.20 (5.2)	15000 (1034)
2FH6	DHL8	SS-FFC-2FH6-DHL8	2.06(52.2)	1.00 (25.4)	0.20 (5.2)	15000 (1034)

Medium & High Pressure Fittings and Tubing
Quick Couplings
Medium & High Pressure Valves
Line Filters
Sour Service Products
Subsea Valves
Tools and Installation Instructions
Technical Information

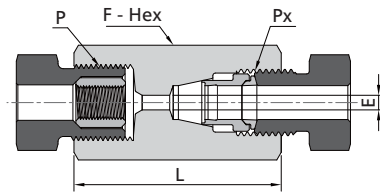
Female MP			Female DHL Series			
P-Connection	Px-Connection	Ordering Number	Dimensions, in. (mm)			Working Pressure psig (bar)
			L	F	E	
2FH9	DHL2	SS-FFC-2FH9-DHL2	1.85(46.9)	1.00 (25.4)	0.09 (2.4)	15000 (1034)
2FH9	DHL4	SS-FFC-2FH9-DHL4	2.04(51.8)	1.00 (25.4)	0.19 (4.8)	15000 (1034)
2FH9	DHL6	SS-FFC-2FH9-DHL6	2.07(52.6)	1.00 (25.4)	0.25 (6.4)	15000 (1034)
2FH9	DHL8	SS-FFC-2FH9-DHL8	2.24(57.0)	1.00 (25.4)	0.31 (7.9)	15000 (1034)
2FH12	DHL6	SS-FFC-2FH12-DHL6	2.39(60.6)	1.37 (34.9)	0.25 (6.4)	15000 (1034)
2FH12	DHL8	SS-FFC-2FH12-DHL8	2.43(61.8)	1.37 (34.9)	0.37 (9.5)	15000 (1034)
2FH16	DHL8	SS-FFC-2FH16-DHL8	2.99(76.0)	1.75 (44.5)	0.37 (9.5)	15000 (1034)

Female MP to Female NPT



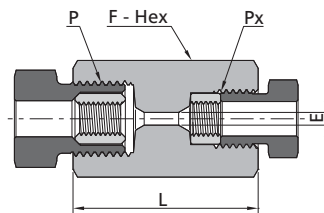
Female MP			Female NPT			
P-Connection	Px-Connection	Ordering Number	Dimensions, in. (mm)			Working Pressure psig (bar)
			L	F	E	
2FH4	NS2	SS-FFC-2FH4-NS2	1.37 (34.9)	0.63 (15.9)	0.11 (2.8)	15000 (1034)
2FH4	NS4	SS-FFC-2FH4-NS4	1.63 (41.3)	0.94 (23.8)	0.11 (2.8)	15000 (1034)
2FH4	NS6	SS-FFC-2FH4-NS6	1.63 (41.3)	1.13 (28.6)	0.11 (2.8)	15000 (1034)
2FH4	NS8	SS-FFC-2FH4-NS8	2.00 (50.8)	1.37 (34.9)	0.11 (2.8)	15000 (1034)
2FH6	NS2	SS-FFC-2FH6-NS2	1.50 (38.1)	0.75 (19.1)	0.20 (5.1)	15000 (1034)
2FH6	NS4	SS-FFC-2FH6-NS4	1.75 (44.5)	0.94 (23.8)	0.20 (5.1)	15000 (1034)
2FH6	NS6	SS-FFC-2FH6-NS6	1.81 (46.0)	1.13 (28.6)	0.20 (5.1)	15000 (1034)
2FH6	NS8	SS-FFC-2FH6-NS8	2.13 (54.0)	1.37 (34.9)	0.20 (5.1)	15000 (1034)
2FH6	NS12	SS-FFC-2FH6-NS12	2.25 (57.2)	1.50 (38.1)	0.20 (5.1)	10000 (690)
2FH9	NS2	SS-FFC-2FH9-NS2	1.63 (41.3)	1.00 (25.4)	0.31 (7.9)	15000 (1034)
2FH9	NS4	SS-FFC-2FH9-NS4	2.00 (50.8)	1.00 (25.4)	0.31 (7.9)	15000 (1034)
2FH9	NS6	SS-FFC-2FH9-NS6	2.00 (50.8)	1.13 (28.6)	0.31 (7.9)	15000 (1034)
2FH9	NS8	SS-FFC-2FH9-NS8	2.25 (57.2)	1.37 (34.9)	0.31 (7.9)	15000 (1034)
2FH9	NS12	SS-FFC-2FH9-NS12	2.25 (57.2)	1.50 (38.1)	0.31 (7.9)	10000 (690)
2FH9	NS16	SS-FFC-2FH9-NS16	2.63 (66.7)	1.75 (44.5)	0.31 (7.9)	10000 (690)
2FH12	NS2	SS-FFC-2FH12-NS2	1.75 (44.5)	1.37 (34.9)	0.32 (8.1)	15000 (1034)
2FH12	NS4	SS-FFC-2FH12-NS4	2.00 (50.8)	1.37 (34.9)	0.41 (10.4)	15000 (1034)
2FH12	NS6	SS-FFC-2FH12-NS6	2.37 (60.3)	1.37 (34.9)	0.44 (11.1)	15000 (1034)
2FH12	NS8	SS-FFC-2FH12-NS8	2.63 (66.7)	1.37 (34.9)	0.44 (11.1)	15000 (1034)
2FH12	NS12	SS-FFC-2FH12-NS12	2.63 (66.7)	1.50 (38.1)	0.44 (11.1)	10000 (690)
2FH12	NS16	SS-FFC-2FH12-NS16	2.63 (66.7)	1.75 (44.5)	0.44 (11.1)	10000 (690)
2FH16	NS4	SS-FFC-2FH16-NS4	2.37 (60.3)	1.75 (44.5)	0.41 (10.4)	15000 (1034)
2FH16	NS6	SS-FFC-2FH16-NS6	2.50 (63.5)	1.75 (44.5)	0.55 (13.9)	15000 (1034)
2FH16	NS8	SS-FFC-2FH16-NS8	3.00 (76.2)	1.75 (44.5)	0.56 (14.3)	15000 (1034)
2FH16	NS12	SS-FFC-2FH16-NS12	3.00 (76.2)	1.75 (44.5)	0.56 (14.3)	10000 (690)
2FH16	NS16	SS-FFC-2FH16-NS16	3.00 (76.2)	1.75 (44.5)	0.56 (14.3)	10000 (690)

Female HP to Female DHL Series



Female HP			Female DHL Series			
P-Connection	Px-Connection	Ordering Number	Dimensions, in. (mm)			Working Pressure psig (bar)
			L	F	E	
6FH4	DHL2	SS-FFC-6FH4-DHL2	1.35(34.2)	0.75 (19.1)	0.09 (2.4)	15000 (1034)
6FH4	DHL4	SS-FFC-6FH4-DHL4	1.67(42.3)	0.75 (19.1)	0.09 (2.4)	15000 (1034)
6FH4	DHL6	SS-FFC-6FH4-DHL6	1.76(44.7)	0.75 (19.1)	0.09 (2.4)	15000 (1034)
6FH4	DHL8	SS-FFC-6FH4-DHL8	1.93(49.1)	1.00 (25.4)	0.09 (2.4)	15000 (1034)
6FH6	DHL2	SS-FFC-6FH6-DHL2	1.66(42.1)	1.00 (25.4)	0.09 (2.4)	15000 (1034)
6FH6	DHL4	SS-FFC-6FH6-DHL4	1.92(48.7)	1.00 (25.4)	0.13 (3.2)	15000 (1034)
6FH6	DHL6	SS-FFC-6FH6-DHL6	1.94(49.4)	1.00 (25.4)	0.13 (3.2)	15000 (1034)
6FH6	DHL8	SS-FFC-6FH6-DHL8	2.18(55.4)	1.00 (25.4)	0.13 (3.2)	15000 (1034)
6FH9	DHL2	SS-FFC-6FH9-DHL2	1.85(46.9)	1.37 (34.9)	0.09 (2.4)	15000 (1034)
6FH9	DHL4	SS-FFC-6FH9-DHL4	2.04(51.8)	1.37 (34.9)	0.19 (4.8)	15000 (1034)
6FH9	DHL6	SS-FFC-6FH9-DHL6	2.13(54.2)	1.37 (34.9)	0.19 (4.8)	15000 (1034)
6FH9	DHL8	SS-FFC-6FH9-DHL8	2.31(58.6)	1.37 (34.9)	0.19 (4.8)	15000 (1034)

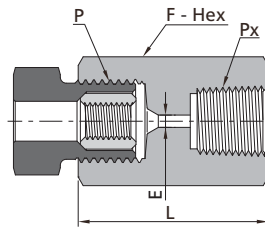
Female HP to Female MP



Female HP			Female MP			
P-Connection	Px-Connection	Ordering Number	Dimensions, in. (mm)			Working Pressure psig (bar)
			L	F	E	
6FH4	2FH4	SS-FFC-6FH4-2FH4	1.37 (34.9)	0.75 (19.1)	0.09 (2.4)	20000 (1379)
6FH4	2FH6	SS-FFC-6FH4-2FH6	1.56 (39.7)	0.75 (19.1)	0.09 (2.4)	20000 (1379)
6FH4	2FH9	SS-FFC-6FH4-2FH9	1.81 (46.0)	1.00 (25.4)	0.09 (2.4)	20000 (1379)
6FH4	2FH12	SS-FFC-6FH4-2FH12	2.06 (52.4)	1.37 (34.9)	0.09 (2.4)	20000 (1379)
6FH4	2FH16	SS-FFC-6FH4-2FH16	2.56 (65.1)	1.75 (44.5)	0.09 (2.4)	20000 (1379)
6FH6	2FH4	SS-FFC-6FH6-2FH4	1.63 (41.3)	1.00 (25.4)	0.11 (2.8)	20000 (1379)
6FH6	2FH6	SS-FFC-6FH6-2FH6	1.81 (46.0)	1.00 (25.4)	0.13 (3.2)	20000 (1379)
6FH6	2FH9	SS-FFC-6FH6-2FH9	2.06 (52.4)	1.00 (25.4)	0.13 (3.2)	20000 (1379)
6FH6	2FH12	SS-FFC-6FH6-2FH12	2.31 (58.7)	1.37 (34.9)	0.13 (3.2)	20000 (1379)
6FH6	2FH16	SS-FFC-6FH6-2FH16	2.81 (71.4)	1.75 (44.5)	0.13 (3.2)	20000 (1379)
6FH9	2FH4	SS-FFC-6FH9-2FH4	1.81 (46.0)	1.37 (34.9)	0.11 (2.8)	20000 (1379)
6FH9	2FH6	SS-FFC-6FH9-2FH6	1.94 (49.2)	1.37 (34.9)	0.19 (4.8)	20000 (1379)
6FH9	2FH9	SS-FFC-6FH9-2FH9	2.25 (57.2)	1.37 (34.9)	0.19 (4.8)	20000 (1379)
6FH9	2FH12	SS-FFC-6FH9-2FH12	2.44 (61.9)	1.37 (34.9)	0.19 (4.8)	20000 (1379)
6FH9	2FH16	SS-FFC-6FH9-2FH16	3.00 (76.2)	1.75 (44.5)	0.19 (4.8)	20000 (1379)

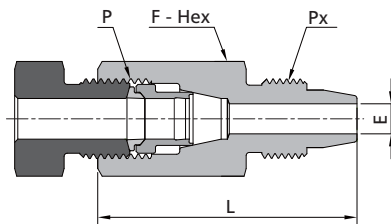
Medium & High Pressure Fittings and Tubing
Quick Couplings
Medium & High Pressure Valves
Line Filters
Sour Service Products
Subsea Valves
Tools and Installation Instructions
Technical Information

Female HP to Female NPT



Female HP			Female NPT			
P-Connection	Px-Connection	Ordering Number	Dimensions, in. (mm)			Working Pressure psig (bar)
			L	F	E	
6FH4	NS2	SS-FFC-6FH4-NS2	1.37 (34.9)	0.75 (19.1)	0.09 (2.4)	15000 (1034)
6FH4	NS4	SS-FFC-6FH4-NS4	1.63 (41.3)	0.94 (23.8)	0.09 (2.4)	15000 (1034)
6FH4	NS6	SS-FFC-6FH4-NS6	1.63 (41.3)	1.13 (28.6)	0.09 (2.4)	15000 (1034)
6FH4	NS8	SS-FFC-6FH4-NS8	2.00 (50.8)	1.37 (34.9)	0.09 (2.4)	15000 (1034)
6FH4	NS12	SS-FFC-6FH4-NS12	2.00 (50.8)	1.50 (38.1)	0.09 (2.4)	10000 (690)
6FH4	NS16	SS-FFC-6FH4-NS16	2.37 (60.3)	1.75 (44.5)	0.09 (2.4)	10000 (690)
6FH6	NS2	SS-FFC-6FH6-NS2	1.63 (41.3)	1.00 (25.4)	0.13 (3.2)	15000 (1034)
6FH6	NS4	SS-FFC-6FH6-NS4	1.87 (47.6)	1.00 (25.4)	0.13 (3.2)	15000 (1034)
6FH6	NS6	SS-FFC-6FH6-NS6	1.87 (47.6)	1.13 (28.6)	0.13 (3.2)	15000 (1034)
6FH6	NS8	SS-FFC-6FH6-NS8	2.13 (54.0)	1.37 (34.9)	0.13 (3.2)	15000 (1034)
6FH6	NS12	SS-FFC-6FH6-NS12	2.13 (54.0)	1.50 (38.1)	0.13 (3.2)	10000 (690)
6FH6	NS16	SS-FFC-6FH6-NS16	2.25 (57.2)	1.75 (44.5)	0.13 (3.2)	10000 (690)
6FH9	NS2	SS-FFC-6FH9-NS2	1.81 (46.0)	1.37 (34.9)	0.19 (4.8)	15000 (1034)
6FH9	NS4	SS-FFC-6FH9-NS4	2.00 (50.8)	1.37 (34.9)	0.19 (4.8)	15000 (1034)
6FH9	NS6	SS-FFC-6FH9-NS6	2.00 (50.8)	1.37 (34.9)	0.19 (4.8)	15000 (1034)
6FH9	NS8	SS-FFC-6FH9-NS8	2.37 (60.3)	1.37 (34.9)	0.19 (4.8)	15000 (1034)
6FH9	NS12	SS-FFC-6FH9-NS12	2.37 (60.3)	1.50 (38.1)	0.19 (4.8)	10000 (690)
6FH9	NS16	SS-FFC-6FH9-NS16	2.50 (63.5)	1.75 (44.5)	0.19 (4.8)	10000 (690)

Female DHL Series to Male DHL Series

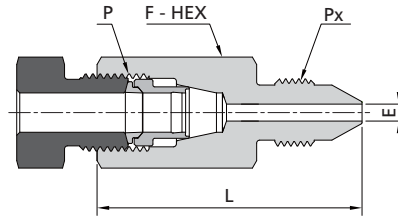


Female DHL Series			Male DHL Series			
P-Connection	Px-Connection	Ordering Number	Dimensions, in. (mm)			Working Pressure psig (bar)
			L	F	E	
DHL2	DMP2	SS-FMA-DHL2-DMP2	1.34(34.0)	0.50 (12.7)	0.09 (2.4)	15000 (1034)
DHL2	DMP4	SS-FMA-DHL2-DMP4	1.40(35.6)	0.63 (15.9)	0.09 (2.4)	15000 (1034)
DHL2	DMP6	SS-FMA-DHL2-DMP6	1.37(34.7)	0.75 (19.1)	0.09 (2.4)	15000 (1034)
DHL2	DMP8	SS-FMA-DHL2-DMP8	1.63(41.4)	0.94 (23.8)	0.09 (2.4)	15000 (1034)

A-85 Adapters and Couplings

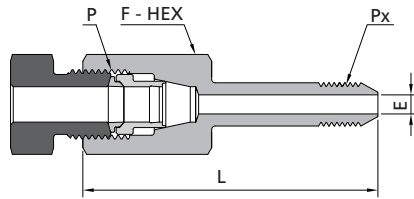
Female DHL Series			Male DHL Series			
P-Connection	Px-Connection	Ordering Number	Dimensions, in. (mm)			Working Pressure psig (bar)
			L	F	E	
DHL4	DMP2	SS-FMA-DHL4-DMP2	1.72(43.7)	0.63 (15.9)	0.09 (2.4)	15000 (1034)
DHL4	DMP4	SS-FMA-DHL4-DMP4	1.78(45.3)	0.63 (15.9)	0.19 (4.8)	15000 (1034)
DHL4	DMP6	SS-FMA-DHL4-DMP6	1.75(44.4)	0.75 (19.1)	0.19 (4.8)	15000 (1034)
DHL4	DMP8	SS-FMA-DHL4-DMP8	1.83(46.4)	0.94 (23.8)	0.19 (4.8)	15000 (1034)
DHL6	DMP2	SS-FMA-DHL6-DMP2	1.81(46.1)	0.75 (19.1)	0.09 (2.4)	15000 (1034)
DHL6	DMP4	SS-FMA-DHL6-DMP4	1.94(49.3)	0.75 (19.1)	0.19 (4.8)	15000 (1034)
DHL6	DMP6	SS-FMA-DHL6-DMP6	1.91(48.4)	0.75 (19.1)	0.25 (6.4)	15000 (1034)
DHL6	DMP8	SS-FMA-DHL6-DMP8	1.92(48.8)	0.94 (23.8)	0.25 (6.4)	15000 (1034)
DHL8	DMP2	SS-FMA-DHL8-DMP2	1.93(48.9)	1.00 (25.4)	0.09 (2.4)	15000 (1034)
DHL8	DMP4	SS-FMA-DHL8-DMP4	2.05(52.1)	1.00 (25.4)	0.19 (4.8)	15000 (1034)
DHL8	DMP6	SS-FMA-DHL8-DMP6	2.07(52.7)	1.00 (25.4)	0.25 (6.4)	15000 (1034)
DHL8	DMP8	SS-FMA-DHL8-DMP8	2.15(54.7)	1.00 (25.4)	0.37 (9.5)	15000 (1034)

Female DHL Series to Male MP



Female DHL Series			Male MP			
P-Connection	Px-Connection	Ordering Number	Dimensions, in. (mm)			Working Pressure psig (bar)
			L	F	E	
DHL2	2MP4	SS-FMA-DHL2-2MP4	1.35(34.2)	0.50 (12.7)	0.09 (2.4)	15000 (1034)
DHL2	2MP6	SS-FMA-DHL2-2MP6	1.41(35.8)	0.63 (15.9)	0.09 (2.4)	15000 (1034)
DHL2	2MP9	SS-FMA-DHL2-2MP9	1.66(42.1)	0.94 (23.8)	0.09 (2.4)	15000 (1034)
DHL2	2MP12	SS-FMA-DHL2-2MP12	1.91(48.5)	1.19 (30.2)	0.09 (2.4)	15000 (1034)
DHL2	2MP16	SS-FMA-DHL2-2MP16	2.53(64.3)	1.50 (38.1)	0.09 (2.4)	15000 (1034)
DHL4	2MP4	SS-FMA-DHL4-2MP4	1.67(42.3)	0.63 (15.9)	0.11 (2.8)	15000 (1034)
DHL4	2MP6	SS-FMA-DHL4-2MP6	1.79(45.5)	0.63 (15.9)	0.19 (4.8)	15000 (1034)
DHL4	2MP9	SS-FMA-DHL4-2MP9	1.73(43.9)	0.94 (23.8)	0.19 (4.8)	15000 (1034)
DHL4	2MP12	SS-FMA-DHL4-2MP12	1.92(48.7)	1.19 (30.2)	0.19 (4.8)	15000 (1034)
DHL4	2MP16	SS-FMA-DHL4-2MP16	2.54(64.5)	1.50 (38.1)	0.19 (4.8)	15000 (1034)
DHL6	2MP4	SS-FMA-DHL6-2MP4	1.82(46.3)	0.75 (19.1)	0.11 (2.8)	15000 (1034)
DHL6	2MP6	SS-FMA-DHL6-2MP6	1.89(47.9)	0.75 (19.1)	0.20 (5.2)	15000 (1034)
DHL6	2MP9	SS-FMA-DHL6-2MP9	1.94(49.4)	0.94 (23.8)	0.25 (6.4)	15000 (1034)
DHL6	2MP12	SS-FMA-DHL6-2MP12	2.01(51.0)	1.19 (30.2)	0.25 (6.4)	15000 (1034)
DHL6	2MP16	SS-FMA-DHL6-2MP16	2.51(63.7)	1.50 (38.1)	0.25 (6.4)	15000 (1034)
DHL8	2MP4	SS-FMA-DHL8-2MP4	1.93(49.1)	1.00 (25.4)	0.11 (2.8)	15000 (1034)
DHL8	2MP6	SS-FMA-DHL8-2MP6	2.12(53.8)	1.00 (25.4)	0.20 (5.2)	15000 (1034)
DHL8	2MP9	SS-FMA-DHL8-2MP9	2.24(57.0)	1.00 (25.4)	0.31 (7.9)	15000 (1034)
DHL8	2MP12	SS-FMA-DHL8-2MP12	2.24(57.0)	1.19 (30.2)	0.37 (9.5)	15000 (1034)
DHL8	2MP16	SS-FMA-DHL8-2MP16	2.68(68.1)	1.50 (38.1)	0.37 (9.5)	15000 (1034)

Female DHL Series to MP Nipples



Female DHL Series			MP Nipples			
P-Connection	Px-Connection	Ordering Number	Dimensions, in. (mm)			Working Pressure psig (bar)
			L	F	E	
DHL2	2CT4	SS-FMA-DHL2-2CT4	1.66(42.1)	0.50 (12.7)	0.09 (2.4)	15000 (1034)
DHL2	2CT6	SS-FMA-DHL2-2CT6	1.91(48.5)	0.50 (12.7)	0.09 (2.4)	15000 (1034)
DHL2	2CT9	SS-FMA-DHL2-2CT9	2.09(53.2)	0.69 (17.5)	0.09 (2.4)	15000 (1034)
DHL2	2CT12	SS-FMA-DHL2-2CT12	2.28(58.0)	0.87 (22.2)	0.09 (2.4)	15000 (1034)
DHL4	2CT4	SS-FMA-DHL4-2CT4	1.98(50.2)	0.63 (15.9)	0.11 (2.8)	15000 (1034)
DHL4	2CT6	SS-FMA-DHL4-2CT6	2.17(55.0)	0.63 (15.9)	0.19 (4.8)	15000 (1034)
DHL4	2CT9	SS-FMA-DHL4-2CT9	2.35(59.8)	0.69 (17.5)	0.19 (4.8)	15000 (1034)
DHL4	2CT12	SS-FMA-DHL4-2CT12	2.54(64.5)	0.87 (22.2)	0.19 (4.8)	15000 (1034)
DHL6	2CT4	SS-FMA-DHL6-2CT4	2.13(54.2)	0.75 (19.1)	0.11 (2.8)	15000 (1034)
DHL6	2CT6	SS-FMA-DHL6-2CT6	2.44(62.1)	0.75 (19.1)	0.20 (5.2)	15000 (1034)
DHL6	2CT9	SS-FMA-DHL6-2CT9	2.51(63.7)	0.75 (19.1)	0.25 (6.4)	15000 (1034)
DHL6	2CT12	SS-FMA-DHL6-2CT12	2.63(66.9)	0.87 (22.2)	0.25 (6.4)	15000 (1034)
DHL6	2CT16	SS-FMA-DHL6-2CT16	3.13(79.6)	1.13 (28.6)	0.25 (6.4)	15000 (1034)
DHL8	2CT4	SS-FMA-DHL8-2CT4	2.24(57.0)	1.00 (25.4)	0.11 (2.8)	15000 (1034)
DHL8	2CT6	SS-FMA-DHL8-2CT6	2.49(63.3)	1.00 (25.4)	0.20 (5.2)	15000 (1034)
DHL8	2CT9	SS-FMA-DHL8-2CT9	2.74(69.7)	1.00 (25.4)	0.31 (7.9)	15000 (1034)
DHL8	2CT12	SS-FMA-DHL8-2CT12	2.81(71.3)	1.00 (25.4)	0.37 (9.5)	15000 (1034)
DHL8	2CT16	SS-FMA-DHL8-2CT16	3.37(85.6)	1.13 (28.6)	0.37 (9.5)	15000 (1034)

Medium & High Pressure
Fittings and Tubing

Quick Couplings

Medium & High Pressure
Valves

Line Filters

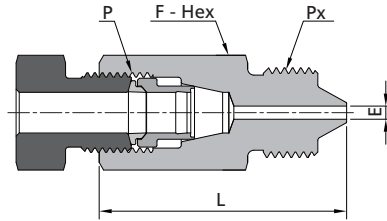
Sour Service Products

Subsea Valves

Tools and Installation
Instructions

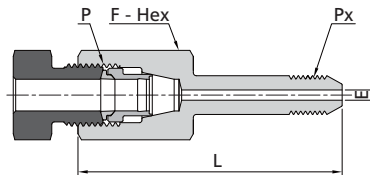
Technical Information

Female DHL Series to Male HP



Female DHL Series			Male HP			
P-Connection	Px-Connection	Ordering Number	Dimensions, in. (mm)			Working Pressure psig (bar)
			L	F	E	
DHL2	6MP4	SS-FMA-DHL2-6MP4	1.22(31.0)	0.63 (15.9)	0.08 (2.1)	15000 (1034)
DHL2	6MP6	SS-FMA-DHL2-6MP6	1.47(37.3)	0.81 (20.6)	0.09 (2.4)	15000 (1034)
DHL2	6MP9	SS-FMA-DHL2-6MP9	1.78(45.3)	1.19 (30.2)	0.09 (2.4)	15000 (1034)
DHL4	6MP4	SS-FMA-DHL4-6MP4	1.54(39.1)	0.63 (15.9)	0.08 (2.1)	15000 (1034)
DHL4	6MP6	SS-FMA-DHL4-6MP6	1.73(43.9)	0.81 (20.6)	0.13 (3.2)	15000 (1034)
DHL4	6MP9	SS-FMA-DHL4-6MP9	1.79(45.5)	1.19 (30.2)	0.19 (4.8)	15000 (1034)
DHL6	6MP4	SS-FMA-DHL6-6MP4	1.70(43.1)	0.75 (19.1)	0.08 (2.1)	15000 (1034)
DHL6	6MP6	SS-FMA-DHL6-6MP6	1.89(47.9)	0.81 (20.6)	0.13 (3.2)	15000 (1034)
DHL6	6MP9	SS-FMA-DHL6-6MP9	1.76(44.7)	1.19 (30.2)	0.19 (4.8)	15000 (1034)
DHL8	6MP4	SS-FMA-DHL8-6MP4	1.87(47.5)	1.00 (25.4)	0.08 (2.1)	15000 (1034)
DHL8	6MP6	SS-FMA-DHL8-6MP6	2.06(52.2)	1.00 (25.4)	0.13 (3.2)	15000 (1034)
DHL8	6MP9	SS-FMA-DHL8-6MP9	2.06(52.2)	1.19 (30.2)	0.19 (4.8)	15000 (1034)

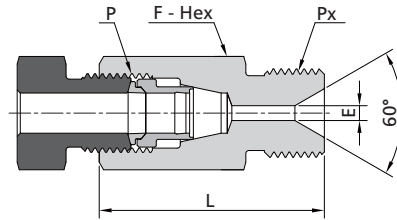
Female DHL Series to HP Nipples



Female DHL Series			HP Nipples			
P-Connection	Px-Connection	Ordering Number	Dimensions, in. (mm)			Working Pressure psig (bar)
			L	F	E	
DHL2	6CT4	SS-FMA-DHL2-6CT4	3.16(80.2)	0.50 (12.7)	0.08 (2.1)	15000 (1034)
DHL2	6CT6	SS-FMA-DHL2-6CT6	2.85(72.3)	0.50 (12.7)	0.09 (2.4)	15000 (1034)
DHL4	6CT4	SS-FMA-DHL4-6CT4	2.60(66.1)	0.63 (15.9)	0.08 (2.1)	15000 (1034)
DHL4	6CT6	SS-FMA-DHL4-6CT6	2.92(74.1)	0.63 (15.9)	0.13 (3.2)	15000 (1034)
DHL4	6CT9	SS-FMA-DHL4-6CT9	3.54(90.0)	0.63 (15.9)	0.19 (4.8)	15000 (1034)
DHL6	6CT4	SS-FMA-DHL6-6CT4	2.06(52.2)	0.75 (19.1)	0.08 (2.1)	15000 (1034)
DHL6	6CT6	SS-FMA-DHL6-6CT6	2.39(60.6)	0.75 (19.1)	0.13 (3.2)	15000 (1034)
DHL6	6CT9	SS-FMA-DHL6-6CT9	2.26(57.4)	0.75 (19.1)	0.19 (4.8)	15000 (1034)
DHL8	6CT4	SS-FMA-DHL8-6CT4	2.68(68.1)	1.00 (25.4)	0.08 (2.1)	15000 (1034)
DHL8	6CT6	SS-FMA-DHL8-6CT6	2.56(64.9)	1.00 (25.4)	0.13 (3.2)	15000 (1034)
DHL8	6CT9	SS-FMA-DHL8-6CT9	3.37(85.6)	1.00 (25.4)	0.19 (4.8)	15000 (1034)

Medium & High Pressure Fittings and Tubing
Quick Couplings
Medium & High Pressure Valves
Line Filters
Sour Service Products
Subsea Valves
Tools and Installation Instructions
Technical Information

Female DHL Series to Male Type "M"



Female DHL Series			Male Type "M"			
P-Connection	Px-Connection	Ordering Number	Dimensions, in. (mm)			Working Pressure psig (bar)
			L	F	E	
DHL2	HM9	SS-FMA-DHL2-HM9	1.22(31.0)	0.63 (15.9)	0.09 (2.4)	15000 (1034)
DHL2	HM12	SS-FMA-DHL2-HM12	1.28(32.6)	0.75 (19.1)	0.09 (2.4)	15000 (1034)
DHL4	HM9	SS-FMA-DHL4-HM9	1.54(39.1)	0.63 (15.9)	0.09 (2.4)	15000 (1034)
DHL4	HM12	SS-FMA-DHL4-HM12	1.60(40.7)	0.75 (19.1)	0.19 (4.8)	15000 (1034)
DHL4	HM14	SS-FMA-DHL4-HM14	1.79(45.5)	1.00 (25.4)	0.15 (3.8)	15000 (1034)
DHL6	HM9	SS-FMA-DHL6-HM9	1.63(41.5)	0.75 (19.1)	0.09 (2.4)	15000 (1034)
DHL6	HM12	SS-FMA-DHL6-HM12	1.76(44.7)	0.75 (19.1)	0.25 (6.4)	15000 (1034)
DHL6	HM14	SS-FMA-DHL6-HM14	1.89(47.9)	1.00 (25.4)	0.15 (3.8)	15000 (1034)
DHL6	HM16	SS-FMA-DHL6-HM16	1.76(44.7)	1.00 (25.4)	0.25 (6.4)	15000 (1034)
DHL8	HM9	SS-FMA-DHL8-HM9	1.81(45.9)	1.00 (25.4)	0.09 (2.4)	15000 (1034)
DHL8	HM12	SS-FMA-DHL8-HM12	1.81(45.9)	1.00 (25.4)	0.29 (7.4)	15000 (1034)
DHL8	HM14	SS-FMA-DHL8-HM14	2.00(50.7)	1.00 (25.4)	0.15 (3.8)	15000 (1034)
DHL8	HM16	SS-FMA-DHL8-HM16	1.93(49.1)	1.00 (25.4)	0.37 (9.5)	15000 (1034)
DHL8	HM21	SS-FMA-DHL8-HM21	1.93(49.1)	1.37 (34.9)	0.37 (9.5)	15000 (1034)

Medium & High Pressure
Fittings and Tubing

Quick Couplings

Medium & High Pressure
Valves

Line Filters

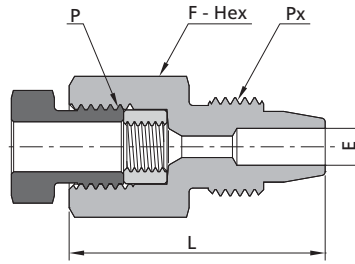
Sour Service Products

Subsea Valves

Tools and Installation
Instructions

Technical Information

Female MP to Male DHL Series



Female MP			Male DHL Series			
P-Connection	Px-Connection	Ordering Number	Dimensions, in. (mm)			Working Pressure psig (bar)
			L	F	E	
2FH4	DMP2	SS-FMA-2FH4-DMP2	1.73(44.0)	0.63 (15.9)	0.09 (2.4)	15000 (1034)
2FH4	DMP4	SS-FMA-2FH4-DMP4	2.01(51.0)	0.63 (15.9)	0.11 (2.8)	15000 (1034)
2FH4	DMP6	SS-FMA-2FH4-DMP6	2.12(53.9)	0.75 (19.1)	0.11 (2.8)	15000 (1034)
2FH4	DMP8	SS-FMA-2FH4-DMP8	2.11(53.6)	0.94 (23.8)	0.11 (2.8)	15000 (1034)
2FH6	DMP2	SS-FMA-2FH6-DMP2	2.04(51.9)	0.75 (19.1)	0.09 (2.4)	15000 (1034)
2FH6	DMP4	SS-FMA-2FH6-DMP4	2.20(55.8)	0.75 (19.1)	0.19 (4.8)	15000 (1034)
2FH6	DMP6	SS-FMA-2FH6-DMP6	2.31(58.7)	0.75 (19.1)	0.20 (5.2)	15000 (1034)
2FH6	DMP8	SS-FMA-2FH6-DMP8	2.36(60.0)	0.94 (23.8)	0.20 (5.2)	15000 (1034)
2FH9	DMP2	SS-FMA-2FH9-DMP2	2.30(58.3)	1.00 (25.4)	0.09 (2.4)	15000 (1034)
2FH9	DMP4	SS-FMA-2FH9-DMP4	2.57(65.3)	1.00 (25.4)	0.19 (4.8)	15000 (1034)
2FH9	DMP6	SS-FMA-2FH9-DMP6	2.69(68.2)	1.00 (25.4)	0.25 (6.4)	15000 (1034)
2FH9	DMP8	SS-FMA-2FH9-DMP8	2.67(67.9)	1.00 (25.4)	0.31 (7.9)	15000 (1034)
2FH12	DMP2	SS-FMA-2FH12-DMP2	2.61(66.2)	1.37 (34.9)	0.09 (2.4)	15000 (1034)
2FH12	DMP4	SS-FMA-2FH12-DMP4	2.89(73.3)	1.37 (34.9)	0.19 (4.8)	15000 (1034)
2FH12	DMP6	SS-FMA-2FH12-DMP6	2.94(74.6)	1.37 (34.9)	0.25 (6.4)	15000 (1034)
2FH12	DMP8	SS-FMA-2FH12-DMP8	3.05(77.5)	1.37 (34.9)	0.37 (7.9)	15000 (1034)
2FH16	DMP2	SS-FMA-2FH16-DMP2	3.17(80.5)	1.75 (44.5)	0.09 (2.4)	15000 (1034)
2FH16	DMP4	SS-FMA-2FH16-DMP4	3.45(87.6)	1.75 (44.5)	0.19 (4.8)	15000 (1034)
2FH16	DMP6	SS-FMA-2FH16-DMP6	3.56(90.4)	1.75 (44.5)	0.25 (6.4)	15000 (1034)
2FH16	DMP8	SS-FMA-2FH16-DMP8	3.61(91.7)	1.75 (44.5)	0.37 (9.5)	15000 (1034)

Medium & High Pressure Fittings and Tubing

Quick Couplings

Medium & High Pressure Valves

Line Filters

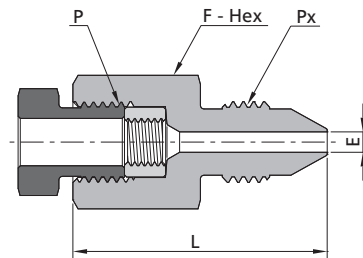
Sour Service Products

Subsea Valves

Tools and Installation Instructions

Technical Information

Female MP to Male MP



Female MP			Male MP			
P-Connection	Px-Connection	Ordering Number	Dimensions, in. (mm)			Working Pressure psig (bar)
			L	F	E	
2FH4	2MP4	SS-FMA-2FH4-2MP4	1.37 (34.9)	0.63 (15.9)	0.11 (2.8)	20000 (1379)
2FH4	2MP6	SS-FMA-2FH4-2MP6	1.50 (38.1)	0.63 (15.9)	0.11 (2.8)	20000 (1379)
2FH4	2MP9	SS-FMA-2FH4-2MP9	1.63 (41.3)	0.94 (23.8)	0.11 (2.8)	20000 (1379)
2FH4	2MP12	SS-FMA-2FH4-2MP12	1.75 (44.5)	1.19 (30.2)	0.11 (2.8)	20000 (1379)
2FH4	2MP16	SS-FMA-2FH4-2MP16	2.37 (60.3)	1.50 (38.1)	0.11 (2.8)	20000 (1379)
2FH6	2MP4	SS-FMA-2FH6-2MP4	1.69 (42.9)	0.75 (19.1)	0.11 (2.8)	20000 (1379)
2FH6	2MP6	SS-FMA-2FH6-2MP6	1.69 (42.9)	0.75 (19.1)	0.20 (5.2)	20000 (1379)
2FH6	2MP9	SS-FMA-2FH6-2MP9	1.87 (47.6)	0.94 (23.8)	0.20 (5.2)	20000 (1379)
2FH6	2MP12	SS-FMA-2FH6-2MP12	1.94 (49.2)	1.19 (30.2)	0.20 (5.2)	20000 (1379)
2FH6	2MP16	SS-FMA-2FH6-2MP16	2.37 (60.3)	1.50 (38.1)	0.20 (5.2)	20000 (1379)
2FH9	2MP4	SS-FMA-2FH9-2MP4	1.94 (49.2)	1.00 (25.4)	0.11 (2.8)	20000 (1379)
2FH9	2MP6	SS-FMA-2FH9-2MP6	2.06 (52.4)	1.00 (25.4)	0.20 (5.2)	20000 (1379)
2FH9	2MP9	SS-FMA-2FH9-2MP9	2.13 (54.0)	1.00 (25.4)	0.31 (7.9)	20000 (1379)
2FH9	2MP12	SS-FMA-2FH9-2MP12	2.25 (57.2)	1.19 (30.2)	0.31 (7.9)	20000 (1379)
2FH9	2MP16	SS-FMA-2FH9-2MP16	2.50 (63.5)	1.50 (38.1)	0.31 (7.9)	20000 (1379)
2FH12	2MP4	SS-FMA-2FH12-2MP4	2.19 (55.6)	1.37 (34.9)	0.11 (2.8)	20000 (1379)
2FH12	2MP6	SS-FMA-2FH12-2MP6	2.31 (58.7)	1.37 (34.9)	0.20 (5.2)	20000 (1379)
2FH12	2MP9	SS-FMA-2FH12-2MP9	2.44 (61.9)	1.37 (34.9)	0.31 (7.9)	20000 (1379)
2FH12	2MP12	SS-FMA-2FH12-2MP12	2.56 (65.1)	1.37 (34.9)	0.44 (11.1)	20000 (1379)
2FH12	2MP16	SS-FMA-2FH12-2MP16	2.94 (74.6)	1.50 (38.1)	0.44 (11.1)	20000 (1379)
2FH16	2MP9	SS-FMA-2FH16-2MP9	3.06 (77.8)	1.75 (44.5)	0.31 (7.9)	20000 (1379)
2FH16	2MP12	SS-FMA-2FH16-2MP12	3.19 (81.0)	1.75 (44.5)	0.44 (11.1)	20000 (1379)
2FH16	2MP16	SS-FMA-2FH16-2MP16	3.50 (88.9)	1.75 (44.5)	0.56 (14.3)	20000 (1379)

Medium & High Pressure
Fittings and Tubing

Quick Couplings

Medium & High Pressure
Valves

Line Filters

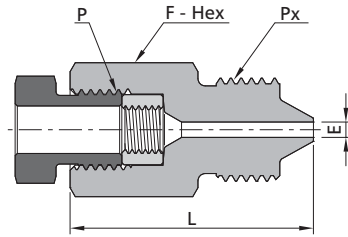
Sour Service Products

Subsea Valves

Tools and Installation
Instructions

Technical Information

Female MP to Male HP



Female MP			Male HP			
P-Connection	Px-Connection	Ordering Number	Dimensions, in. (mm)			Working Pressure psig (bar)
			L	F	E	
2FH4	6MP4	SS-FMA-2FH4-6MP4	1.31 (33.3)	0.63 (15.9)	0.08 (2.1)	20000 (1379)
2FH4	6MP6	SS-FMA-2FH4-6MP6	1.50 (38.1)	0.81 (20.6)	0.11 (2.8)	20000 (1379)
2FH4	6MP9	SS-FMA-2FH4-6MP9	1.63 (41.3)	1.19 (30.2)	0.11 (2.8)	20000 (1379)
2FH6	6MP4	SS-FMA-2FH6-6MP4	1.50 (38.1)	0.75 (19.1)	0.08 (2.1)	20000 (1379)
2FH6	6MP6	SS-FMA-2FH6-6MP6	1.69 (42.9)	0.81 (20.6)	0.13 (3.2)	20000 (1379)
2FH6	6MP9	SS-FMA-2FH6-6MP9	1.75 (44.5)	1.19 (30.2)	0.19 (4.8)	20000 (1379)
2FH9	6MP4	SS-FMA-2FH9-6MP4	1.81 (46.0)	1.00 (25.4)	0.08 (2.1)	20000 (1379)
2FH9	6MP6	SS-FMA-2FH9-6MP6	2.13 (54.0)	1.00 (25.4)	0.13 (3.2)	20000 (1379)
2FH9	6MP9	SS-FMA-2FH9-6MP9	2.13 (54.0)	1.19 (30.2)	0.19 (4.8)	20000 (1379)
2FH12	6MP4	SS-FMA-2FH12-6MP4	2.25 (57.2)	1.37 (34.9)	0.08 (2.1)	20000 (1379)
2FH12	6MP6	SS-FMA-2FH12-6MP6	2.50 (63.5)	1.37 (34.9)	0.13 (3.2)	20000 (1379)
2FH12	6MP9	SS-FMA-2FH12-6MP9	2.50 (63.5)	1.37 (34.9)	0.19 (4.8)	20000 (1379)
2FH16	6MP4	SS-FMA-2FH16-6MP4	2.94 (74.6)	1.75 (44.5)	0.08 (2.1)	20000 (1379)
2FH16	6MP6	SS-FMA-2FH16-6MP6	3.13 (79.4)	1.75 (44.5)	0.13 (3.2)	20000 (1379)
2FH16	6MP9	SS-FMA-2FH16-6MP9	3.19 (81.0)	1.75 (44.5)	0.19 (4.8)	20000 (1379)

Medium & High Pressure Fittings and Tubing

Quick Couplings

Medium & High Pressure Valves

Line Filters

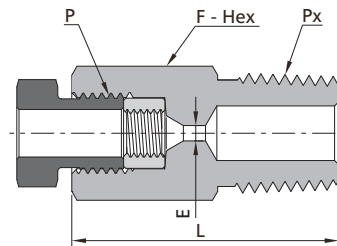
Sour Service Products

Subsea Valves

Tools and Installation Instructions

Technical Information

Female MP to Male NPT



Female MP			Male NPT			
P-Connection	Px-Connection	Ordering Number	Dimensions, in. (mm)			Working Pressure psig (bar)
			L	F	E	
2FH4	NS2	SS-FMA-2FH4-NS2	1.19 (30.2)	0.63 (15.9)	0.11 (2.8)	15000 (1034)
2FH4	NS4	SS-FMA-2FH4-NS4	1.37 (34.9)	0.63 (15.9)	0.11 (2.8)	15000 (1034)
2FH4	NS6	SS-FMA-2FH4-NS6	1.37 (34.9)	0.69 (17.5)	0.11 (2.8)	15000 (1034)
2FH4	NS8	SS-FMA-2FH4-NS8	1.37 (34.9)	0.87 (22.2)	0.11 (2.8)	15000 (1034)
2FH4	NS12	SS-FMA-2FH4-NS12	1.75 (44.5)	1.06 (27.0)	0.11 (2.8)	10000 (690)
2FH6	NS2	SS-FMA-2FH6-NS2	1.37 (34.9)	0.75 (19.1)	0.19 (4.8)	15000 (1034)
2FH6	NS4	SS-FMA-2FH6-NS4	1.50 (38.1)	0.75 (19.1)	0.20 (5.2)	15000 (1034)
2FH6	NS6	SS-FMA-2FH6-NS6	1.50 (38.1)	0.75 (19.1)	0.20 (5.2)	15000 (1034)
2FH6	NS8	SS-FMA-2FH6-NS8	1.63 (41.3)	0.87 (22.2)	0.20 (5.2)	15000 (1034)
2FH6	NS12	SS-FMA-2FH6-NS12	1.75 (44.5)	1.06 (27.0)	0.20 (5.2)	10000 (690)
2FH6	NS16	SS-FMA-2FH6-NS16	2.00 (50.8)	1.37 (34.9)	0.20 (5.2)	10000 (690)
2FH9	NS2	SS-FMA-2FH9-NS2	1.75 (44.5)	1.00 (25.4)	0.19 (4.8)	15000 (1034)
2FH9	NS4	SS-FMA-2FH9-NS4	1.75 (44.5)	1.00 (25.4)	0.25 (6.4)	15000 (1034)
2FH9	NS6	SS-FMA-2FH9-NS6	1.75 (44.5)	1.00 (25.4)	0.31 (7.9)	15000 (1034)
2FH9	NS8	SS-FMA-2FH9-NS8	1.94 (49.2)	1.00 (25.4)	0.31 (7.9)	15000 (1034)
2FH9	NS12	SS-FMA-2FH9-NS12	2.00 (50.8)	1.06 (27.0)	0.31 (7.9)	10000 (690)
2FH9	NS16	SS-FMA-2FH9-NS16	2.25 (57.2)	1.37 (34.9)	0.31 (7.9)	10000 (690)
2FH12	NS4	SS-FMA-2FH12-NS4	2.00 (50.8)	1.37 (34.9)	0.25 (6.4)	15000 (1034)
2FH12	NS6	SS-FMA-2FH12-NS6	2.00 (50.8)	1.37 (34.9)	0.31 (7.9)	15000 (1034)
2FH12	NS8	SS-FMA-2FH12-NS8	2.19 (55.6)	1.37 (34.9)	0.38 (9.6)	15000 (1034)
2FH12	NS12	SS-FMA-2FH12-NS12	2.25 (57.2)	1.37 (34.9)	0.44 (11.1)	10000 (690)
2FH12	NS16	SS-FMA-2FH12-NS16	2.63 (66.7)	1.37 (34.9)	0.44 (11.1)	10000 (690)
2FH16	NS4	SS-FMA-2FH16-NS4	2.87 (73.0)	1.75 (44.5)	0.25 (6.4)	15000 (1034)
2FH16	NS6	SS-FMA-2FH16-NS6	2.87 (73.0)	1.75 (44.5)	0.31 (7.9)	15000 (1034)
2FH16	NS8	SS-FMA-2FH16-NS8	2.87 (73.0)	1.75 (44.5)	0.38 (9.6)	15000 (1034)
2FH16	NS12	SS-FMA-2FH16-NS12	2.87 (73.0)	1.75 (44.5)	0.56 (14.3)	10000 (690)
2FH16	NS16	SS-FMA-2FH16-NS16	3.06 (77.8)	1.75 (44.5)	0.56 (14.3)	10000 (690)

Medium & High Pressure
Fittings and Tubing

Quick Couplings

Medium & High Pressure
Valves

Line Filters

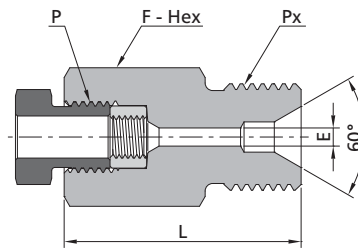
Sour Service Products

Subsea Valves

Tools and Installation
Instructions

Technical Information

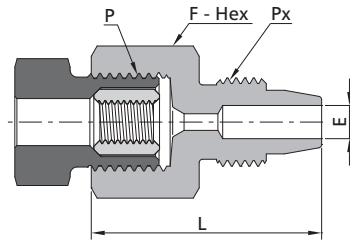
Female MP to Male Type "M"



Female MP			Male Type "M"			
P-Connection	Px-Connection	Ordering Number	Dimensions, in. (mm)			Working Pressure psig (bar)
			L	F	E	
2FH4	HM9	SS-FMA-2FH4-HM9	1.19 (30.2)	0.63 (15.9)	0.09 (2.4)	20000 (1379)
2FH4	HM12	SS-FMA-2FH4-HM12	1.31 (33.3)	0.75 (19.1)	0.11 (2.8)	20000 (1379)
2FH4	HM14	SS-FMA-2FH4-HM14	1.50 (38.1)	1.00 (25.4)	0.11 (2.8)	20000 (1379)
2FH6	HM9	SS-FMA-2FH6-HM9	1.37 (34.9)	0.75 (19.1)	0.09 (2.4)	20000 (1379)
2FH6	HM12	SS-FMA-2FH6-HM12	1.50 (38.1)	0.75 (19.1)	0.09 (2.4)	20000 (1379)
2FH6	HM14	SS-FMA-2FH6-HM14	1.63 (41.3)	1.00 (25.4)	0.15 (3.8)	20000 (1379)
2FH6	HM16	SS-FMA-2FH6-HM16	1.63 (41.3)	1.00 (25.4)	0.20 (5.2)	20000 (1379)
2FH9	HM9	SS-FMA-2FH9-HM9	1.69 (42.9)	1.00 (25.4)	0.09 (2.4)	20000 (1379)
2FH9	HM12	SS-FMA-2FH9-HM12	1.81 (46.0)	1.00 (25.4)	0.29 (7.4)	20000 (1379)
2FH9	HM14	SS-FMA-2FH9-HM14	1.94 (49.2)	1.00 (25.4)	0.15 (3.8)	20000 (1379)
2FH9	HM16	SS-FMA-2FH9-HM16	1.81 (46.0)	1.00 (25.4)	0.31 (7.9)	20000 (1379)
2FH9	HM21	SS-FMA-2FH9-HM21	1.81 (46.0)	1.37 (34.9)	0.31 (7.9)	20000 (1379)
2FH12	HM14	SS-FMA-2FH12-HM14	2.19 (55.6)	1.37 (34.9)	0.15 (3.8)	20000 (1379)
2FH12	HM16	SS-FMA-2FH12-HM16	2.13 (54.0)	1.37 (34.9)	0.39 (10.0)	20000 (1379)
2FH12	HM21	SS-FMA-2FH12-HM21	2.00 (50.8)	1.37 (34.9)	0.44 (11.1)	20000 (1379)
2FH16	HM21	SS-FMA-2FH16-HM21	2.56 (65.1)	1.75 (44.5)	0.56 (14.3)	20000 (1379)

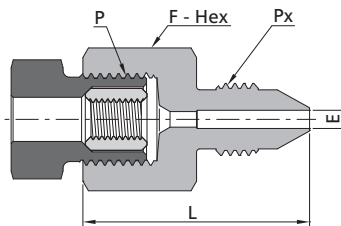
Medium & High Pressure Fittings and Tubing
Quick Couplings
Medium & High Pressure Valves
Line Filters
Sour Service Products
Subsea Valves
Tools and Installation Instructions
Technical Information

Female HP to Male DHL Series



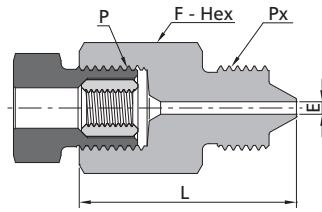
Female HP			Male DHL Series			
P-Connection	Px-Connection	Ordering Number	Dimensions, in. (mm)			Working Pressure psig (bar)
			L	F	E	
6FH4	DMP2	SS-FMA-6FH4-DMP2	1.73(44.0)	0.75 (19.1)	0.09 (2.4)	15000 (1034)
6FH4	DMP4	SS-FMA-6FH4-DMP4	2.01(51.0)	0.75 (19.1)	0.09 (2.4)	15000 (1034)
6FH4	DMP6	SS-FMA-6FH4-DMP6	2.12(53.9)	0.75 (19.1)	0.09 (2.4)	15000 (1034)
6FH4	DMP8	SS-FMA-6FH4-DMP8	2.17(55.2)	0.94 (23.8)	0.09 (2.4)	15000 (1034)
6FH6	DMP2	SS-FMA-6FH6-DMP2	1.98(50.3)	1.00 (25.4)	0.09 (2.4)	15000 (1034)
6FH6	DMP4	SS-FMA-6FH6-DMP4	2.26(57.4)	1.00 (25.4)	0.13 (3.2)	15000 (1034)
6FH6	DMP6	SS-FMA-6FH6-DMP6	2.37(60.3)	1.00 (25.4)	0.13 (3.2)	15000 (1034)
6FH6	DMP8	SS-FMA-6FH6-DMP8	2.49(63.2)	1.00 (25.4)	0.13 (3.2)	15000 (1034)
6FH9	DMP2	SS-FMA-6FH9-DMP2	2.30(58.3)	1.37 (34.9)	0.09 (2.4)	15000 (1034)
6FH9	DMP4	SS-FMA-6FH9-DMP4	2.45(62.2)	1.37 (34.9)	0.19 (4.8)	15000 (1034)
6FH9	DMP6	SS-FMA-6FH9-DMP6	2.56(65.0)	1.37 (34.9)	0.19 (4.8)	15000 (1034)
6FH9	DMP8	SS-FMA-6FH9-DMP8	2.67(67.9)	1.37 (34.9)	0.19 (4.8)	15000 (1034)

Female HP Male MP



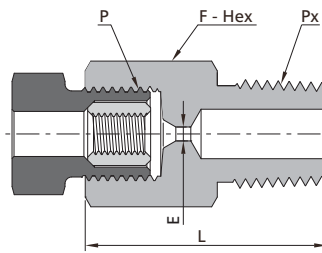
Female HP			Male MP			
P-Connection	Px-Connection	Ordering Number	Dimensions, in. (mm)			Working Pressure psig (bar)
			L	F	E	
6FH4	2MP4	SS-FMA-6FH4-2MP4	1.37 (34.9)	0.75 (19.1)	0.09 (2.4)	20000 (1379)
6FH4	2MP6	SS-FMA-6FH4-2MP6	1.50 (38.1)	0.75 (19.1)	0.09 (2.4)	20000 (1379)
6FH4	2MP9	SS-FMA-6FH4-2MP9	1.69 (42.9)	0.94 (23.8)	0.09 (2.4)	20000 (1379)
6FH4	2MP12	SS-FMA-6FH4-2MP12	1.75 (44.5)	1.19 (30.2)	0.09 (2.4)	20000 (1379)
6FH4	2MP16	SS-FMA-6FH4-2MP16	2.37 (60.3)	1.50 (38.1)	0.09 (2.4)	20000 (1379)
6FH6	2MP4	SS-FMA-6FH6-2MP4	1.67 (42.3)	1.00 (25.4)	0.11 (2.8)	20000 (1379)
6FH6	2MP6	SS-FMA-6FH6-2MP6	1.81 (46.0)	1.00 (25.4)	0.13 (3.2)	20000 (1379)
6FH6	2MP9	SS-FMA-6FH6-2MP9	1.94 (49.2)	1.00 (25.4)	0.13 (3.2)	20000 (1379)
6FH6	2MP12	SS-FMA-6FH6-2MP12	2.13 (54.0)	1.19 (30.2)	0.13 (3.2)	20000 (1379)
6FH6	2MP16	SS-FMA-6FH6-2MP16	2.50 (63.5)	1.50 (38.1)	0.13 (3.2)	20000 (1379)
6FH9	2MP4	SS-FMA-6FH9-2MP4	1.87 (47.6)	1.37 (34.9)	0.11 (2.8)	20000 (1379)
6FH9	2MP6	SS-FMA-6FH9-2MP6	2.00 (50.8)	1.37 (34.9)	0.19 (4.8)	20000 (1379)
6FH9	2MP9	SS-FMA-6FH9-2MP9	2.19 (55.6)	1.37 (34.9)	0.19 (4.8)	20000 (1379)
6FH9	2MP12	SS-FMA-6FH9-2MP12	2.37 (60.3)	1.37 (34.9)	0.19 (4.8)	20000 (1379)
6FH9	2MP16	SS-FMA-6FH9-2MP16	2.81 (71.4)	1.50 (38.1)	0.19 (4.8)	20000 (1379)

Female HP to Male HP



Female HP			Male HP			
P-Connection	Px-Connection	Ordering Number	Dimensions, in. (mm)			Working Pressure psig (bar)
			L	F	E	
6FH4	6MP4	SS-FMA-6FH4-6MP4	1.44 (36.5)	0.75 (19.1)	0.08 (2.1)	60000 (4137)
6FH4	6MP6	SS-FMA-6FH4-6MP6	1.69 (42.9)	0.81 (20.6)	0.09 (2.4)	60000 (4137)
6FH4	6MP9	SS-FMA-6FH4-6MP9	1.75 (44.5)	1.19 (30.2)	0.09 (2.4)	60000 (4137)
6FH6	6MP4	SS-FMA-6FH6-6MP4	1.75 (44.5)	1.00 (25.4)	0.08 (2.1)	60000 (4137)
6FH6	6MP6	SS-FMA-6FH6-6MP6	2.00 (50.8)	1.00 (25.4)	0.13 (3.2)	60000 (4137)
6FH6	6MP9	SS-FMA-6FH6-6MP9	2.13 (54.0)	1.19 (30.2)	0.13 (3.2)	60000 (4137)
6FH9	6MP4	SS-FMA-6FH9-6MP4	2.06 (52.4)	1.37 (34.9)	0.08 (2.1)	60000 (4137)
6FH9	6MP6	SS-FMA-6FH9-6MP6	2.37 (60.3)	1.37 (34.9)	0.13 (3.2)	60000 (4137)
6FH9	6MP9	SS-FMA-6FH9-6MP9	2.50 (63.5)	1.37 (34.9)	0.19 (4.8)	60000 (4137)

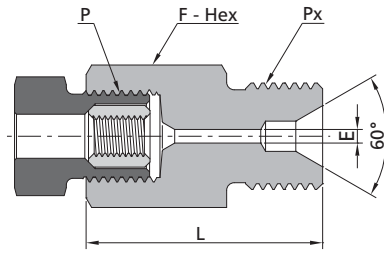
Female HP to Male NPT



Female HP			Male NPT			
P-Connection	Px-Connection	Ordering Number	Dimensions, in. (mm)			Working Pressure psig (bar)
			L	F	E	
6FH4	NS2	SS-FMA-6FH4-NS2	1.25 (31.8)	0.75 (19.1)	0.09 (2.4)	15000 (1034)
6FH4	NS4	SS-FMA-6FH4-NS4	1.37 (34.9)	0.75 (19.1)	0.09 (2.4)	15000 (1034)
6FH4	NS6	SS-FMA-6FH4-NS6	1.37 (34.9)	0.75 (19.1)	0.09 (2.4)	15000 (1034)
6FH4	NS8	SS-FMA-6FH4-NS8	1.50 (38.1)	0.87 (22.2)	0.09 (2.4)	15000 (1034)
6FH4	NS12	SS-FMA-6FH4-NS12	1.75 (44.5)	1.06 (27.0)	0.09 (2.4)	10000 (690)
6FH6	NS2	SS-FMA-6FH6-NS2	1.50 (38.1)	1.00 (25.4)	0.13 (3.2)	15000 (1034)
6FH6	NS4	SS-FMA-6FH6-NS4	1.63 (41.3)	1.00 (25.4)	0.13 (3.2)	15000 (1034)
6FH6	NS6	SS-FMA-6FH6-NS6	1.63 (41.3)	1.00 (25.4)	0.13 (3.2)	15000 (1034)
6FH6	NS8	SS-FMA-6FH6-NS8	1.75 (44.5)	1.00 (25.4)	0.13 (3.2)	15000 (1034)
6FH6	NS12	SS-FMA-6FH6-NS12	2.00 (50.8)	1.06 (27.0)	0.13 (3.2)	10000 (690)
6FH6	NS16	SS-FMA-6FH6-NS16	2.00 (50.8)	1.37 (34.9)	0.13 (3.2)	10000 (690)
6FH9	NS2	SS-FMA-6FH9-NS2	1.63 (41.3)	1.37 (34.9)	0.19 (4.8)	15000 (1034)
6FH9	NS4	SS-FMA-6FH9-NS4	1.75 (44.5)	1.37 (34.9)	0.19 (4.8)	15000 (1034)
6FH9	NS6	SS-FMA-6FH9-NS6	1.75 (44.5)	1.37 (34.9)	0.19 (4.8)	15000 (1034)
6FH9	NS8	SS-FMA-6FH9-NS8	1.87 (47.6)	1.37 (34.9)	0.19 (4.8)	15000 (1034)
6FH9	NS12	SS-FMA-6FH9-NS12	2.13 (54.0)	1.37 (34.9)	0.19 (4.8)	10000 (690)
6FH9	NS16	SS-FMA-6FH9-NS16	2.25 (57.2)	1.37 (34.9)	0.19 (4.8)	10000 (690)

Medium & High Pressure Fittings and Tubing
Quick Couplings
Medium & High Pressure Valves
Line Filters
Sour Service Products
Subsea Valves
Tools and Installation Instructions
Technical Information

Female HP to Male Type "M"



Female HP			Male Type "M"			
P-Connection	Px-Connection	Ordering Number	Dimensions, in. (mm)			Working Pressure psig (bar)
			L	F	E	
6FH4	HM9	SS-FMA-6FH4-HM9	1.25 (31.8)	0.75 (19.1)	0.09 (2.4)	60000 (4137)
6FH4	HM12	SS-FMA-6FH4-HM12	1.38 (35.0)	0.75 (19.1)	0.09 (2.4)	30000 (2068)
6FH4	HM14	SS-FMA-6FH4-HM14	1.56 (39.7)	1.00 (25.4)	0.09 (2.4)	50000 (3447)
6FH4	HM16	SS-FMA-6FH4-HM16	1.37 (34.9)	1.00 (25.4)	0.09 (2.4)	30000 (2068)
6FH6	HM9	SS-FMA-6FH6-HM9	1.50 (38.1)	1.00 (25.4)	0.09 (2.4)	60000 (4137)
6FH6	HM12	SS-FMA-6FH6-HM12	1.63 (41.3)	1.00 (25.4)	0.13 (3.2)	30000 (2068)
6FH6	HM14	SS-FMA-6FH6-HM14	1.81 (46.0)	1.00 (25.4)	0.13 (3.2)	50000 (3447)
6FH6	HM16	SS-FMA-6FH6-HM16	1.64 (41.6)	1.00 (25.4)	0.13 (3.2)	30000 (2068)
6FH6	HM21	SS-FMA-6FH6-HM21	1.56 (39.7)	1.37 (34.9)	0.13 (3.2)	20000 (1379)
6FH9	HM14	SS-FMA-6FH9-HM14	2.00 (50.8)	1.37 (34.9)	0.15 (3.8)	50000 (3447)
6FH9	HM16	SS-FMA-6FH9-HM16	1.81 (46.0)	1.37 (34.9)	0.19 (4.8)	30000 (2068)
6FH9	HM21	SS-FMA-6FH9-HM21	1.81 (46.0)	1.37 (34.9)	0.19 (4.8)	20000 (1379)

Medium & High Pressure Fittings and Tubing

Quick Couplings

Medium & High Pressure Valves

Line Filters

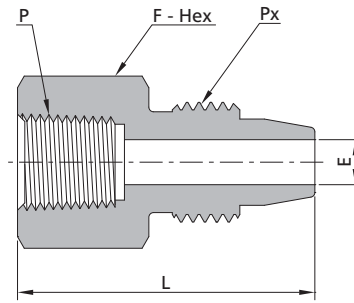
Sour Service Products

Subsea Valves

Tools and Installation Instructions

Technical Information

Female NPT to Male DHL Series



Female NPT			Male DHL Series			
P-Connection	Px-Connection	Ordering Number	Dimensions, in. (mm)			Working Pressure psig (bar)
			L	F	E	
NS2	DMP2	SS-FMA-NS2-DMP2	1.67(42.4)	0.63 (15.9)	0.09 (2.4)	15000 (1034)
NS2	DMP4	SS-FMA-NS2-DMP4	1.94(49.4)	0.63 (15.9)	0.19 (4.8)	15000 (1034)
NS2	DMP6	SS-FMA-NS2-DMP6	2.06(52.3)	0.75 (19.1)	0.25 (6.4)	15000 (1034)
NS2	DMP8	SS-FMA-NS2-DMP8	2.11(53.6)	0.94 (23.8)	0.37 (9.5)	15000 (1034)
NS4	DMP2	SS-FMA-NS4-DMP2	1.85(47.1)	0.94 (23.8)	0.09 (2.4)	15000 (1034)
NS4	DMP4	SS-FMA-NS4-DMP4	2.20(55.8)	0.94 (23.8)	0.19 (4.8)	15000 (1034)
NS4	DMP6	SS-FMA-NS4-DMP6	2.31(58.7)	0.94 (23.8)	0.25 (6.4)	15000 (1034)
NS4	DMP8	SS-FMA-NS4-DMP8	2.36(60.0)	0.94 (23.8)	0.37 (9.5)	15000 (1034)
NS6	DMP2	SS-FMA-NS6-DMP2	1.98(50.3)	1.13 (28.6)	0.09 (2.4)	15000 (1034)
NS6	DMP4	SS-FMA-NS6-DMP4	2.26(57.4)	1.13 (28.6)	0.19 (4.8)	15000 (1034)
NS6	DMP6	SS-FMA-NS6-DMP6	2.37(60.3)	1.13 (28.6)	0.25 (6.4)	15000 (1034)
NS6	DMP8	SS-FMA-NS6-DMP8	2.49(63.2)	1.13 (28.6)	0.37 (9.5)	15000 (1034)
NS8	DMP2	SS-FMA-NS8-DMP2	2.17(55.1)	1.37 (34.9)	0.09 (2.4)	15000 (1034)
NS8	DMP4	SS-FMA-NS8-DMP4	2.45(62.2)	1.37 (34.9)	0.19 (4.8)	15000 (1034)
NS8	DMP6	SS-FMA-NS8-DMP6	2.62(66.6)	1.37 (34.9)	0.25 (6.4)	15000 (1034)
NS8	DMP8	SS-FMA-NS8-DMP8	2.67(67.9)	1.37 (34.9)	0.37 (9.5)	15000 (1034)
NS12	DMP2	SS-FMA-NS12-DMP2	2.23(56.7)	1.50 (38.1)	0.09 (2.4)	10000 (690)
NS12	DMP4	SS-FMA-NS12-DMP4	2.57(65.3)	1.50 (38.1)	0.19 (4.8)	10000 (690)
NS12	DMP6	SS-FMA-NS12-DMP6	2.69(68.2)	1.50 (38.1)	0.25 (6.4)	10000 (690)
NS12	DMP8	SS-FMA-NS12-DMP8	2.74(69.5)	1.50 (38.1)	0.37 (9.5)	10000 (690)
NS16	DMP2	SS-FMA-NS16-DMP2	2.54(64.6)	1.75 (44.5)	0.09 (2.4)	10000 (690)
NS16	DMP4	SS-FMA-NS16-DMP4	2.82(71.7)	1.75 (44.5)	0.19 (4.8)	10000 (690)
NS16	DMP6	SS-FMA-NS16-DMP6	2.94(74.6)	1.75 (44.5)	0.25 (6.4)	10000 (690)
NS16	DMP8	SS-FMA-NS16-DMP8	2.99(75.9)	1.75 (44.5)	0.37 (9.5)	10000 (690)

Medium & High Pressure Fittings and Tubing

Quick Couplings

Medium & High Pressure Valves

Line Filters

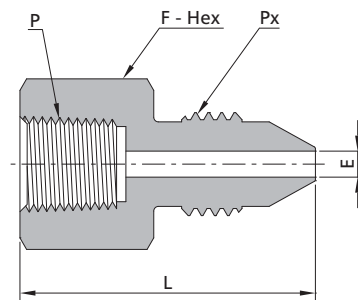
Sour Service Products

Subsea Valves

Tools and Installation Instructions

Technical Information

Female NPT to Male MP



Female NPT			Male MP			
P-Connection	Px-Connection	Ordering Number	Dimensions, in. (mm)			Working Pressure psig (bar)
			L	F	E	
NS2	2MP4	SS-FMA-NS2-2MP4	1.25 (31.8)	0.63 (15.9)	0.11 (2.8)	15000 (1034)
NS2	2MP6	SS-FMA-NS2-2MP6	1.37 (34.9)	0.63 (15.9)	0.20 (5.2)	15000 (1034)
NS2	2MP9	SS-FMA-NS2-2MP9	1.50 (38.1)	0.94 (23.8)	0.31 (7.9)	15000 (1034)
NS2	2MP12	SS-FMA-NS2-2MP12	1.75 (44.5)	1.19 (30.2)	0.31 (7.9)	15000 (1034)
NS2	2MP16	SS-FMA-NS2-2MP16	2.37 (60.3)	1.50 (38.1)	0.31 (7.9)	15000 (1034)
NS4	2MP4	SS-FMA-NS4-2MP4	1.44 (36.5)	0.94 (23.8)	0.11 (2.8)	15000 (1034)
NS4	2MP6	SS-FMA-NS4-2MP6	1.63 (41.3)	0.94 (23.8)	0.20 (5.2)	15000 (1034)
NS4	2MP9	SS-FMA-NS4-2MP9	1.75 (44.5)	0.94 (23.8)	0.31 (7.9)	15000 (1034)
NS4	2MP12	SS-FMA-NS4-2MP12	1.87 (47.6)	1.19 (30.2)	0.41 (10.4)	15000 (1034)
NS4	2MP16	SS-FMA-NS4-2MP16	2.37 (60.3)	1.50 (38.1)	0.41 (10.4)	15000 (1034)
NS6	2MP4	SS-FMA-NS6-2MP4	1.50 (38.1)	1.13 (28.6)	0.11 (2.8)	15000 (1034)
NS6	2MP6	SS-FMA-NS6-2MP6	1.69 (42.9)	1.13 (28.6)	0.20 (5.2)	15000 (1034)
NS6	2MP9	SS-FMA-NS6-2MP9	1.81 (46.0)	1.13 (28.6)	0.31 (7.9)	15000 (1034)
NS6	2MP12	SS-FMA-NS6-2MP12	2.00 (50.8)	1.19 (30.2)	0.44 (11.1)	15000 (1034)
NS6	2MP16	SS-FMA-NS6-2MP16	2.37 (60.3)	1.50 (38.1)	0.56 (14.3)	15000 (1034)
NS8	2MP4	SS-FMA-NS8-2MP4	1.75 (44.5)	1.37 (34.9)	0.11 (2.8)	15000 (1034)
NS8	2MP6	SS-FMA-NS8-2MP6	1.87 (47.6)	1.37 (34.9)	0.20 (5.2)	15000 (1034)
NS8	2MP9	SS-FMA-NS8-2MP9	2.06 (52.4)	1.37 (34.9)	0.31 (7.9)	15000 (1034)
NS8	2MP12	SS-FMA-NS8-2MP12	2.19 (55.6)	1.37 (34.9)	0.44 (11.1)	15000 (1034)
NS8	2MP16	SS-FMA-NS8-2MP16	2.56 (65.1)	1.50 (38.1)	0.56 (14.3)	15000 (1034)
NS12	2MP4	SS-FMA-NS12-2MP4	1.81 (46.0)	1.50 (38.1)	0.11 (2.8)	10000 (690)
NS12	2MP6	SS-FMA-NS12-2MP6	1.94 (49.2)	1.50 (38.1)	0.20 (5.2)	10000 (690)
NS12	2MP9	SS-FMA-NS12-2MP9	2.13 (54.0)	1.50 (38.1)	0.31 (7.9)	10000 (690)
NS12	2MP12	SS-FMA-NS12-2MP12	2.31 (58.7)	1.50 (38.1)	0.44 (11.1)	10000 (690)
NS12	2MP16	SS-FMA-NS12-2MP16	2.75 (69.9)	1.50 (38.1)	0.56 (14.3)	10000 (690)
NS16	2MP4	SS-FMA-NS16-2MP4	2.06 (52.4)	1.75 (44.5)	0.11 (2.8)	10000 (690)
NS16	2MP6	SS-FMA-NS16-2MP6	2.19 (55.6)	1.75 (44.5)	0.20 (5.2)	10000 (690)
NS16	2MP9	SS-FMA-NS16-2MP9	2.44 (61.9)	1.75 (44.5)	0.31 (7.9)	10000 (690)
NS16	2MP12	SS-FMA-NS16-2MP12	2.56 (63.5)	1.75 (44.5)	0.44 (11.1)	10000 (690)
NS16	2MP16	SS-FMA-NS16-2MP16	3.06 (77.8)	1.75 (44.5)	0.56 (14.3)	10000 (690)

Medium & High Pressure
Fittings and Tubing

Quick Couplings

Medium & High Pressure
Valves

Line Filters

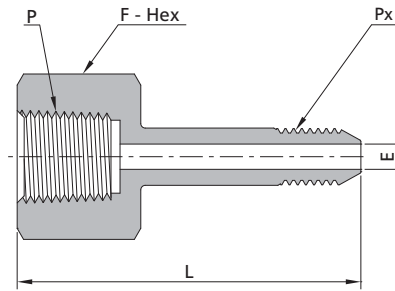
Sour Service Products

Subsea Valves

Tools and Installation
Instructions

Technical Information

Female NPT to MP Nipples



Female NPT			MP Nipples			
P-Connection	Px-Connection	Ordering Number	Dimensions, in. (mm)			Working Pressure psig (bar)
			L	F	E	
NS2	2CT4	SS-FMA-NS2-2CT4	1.50 (38.1)	0.63 (15.9)	0.11 (2.8)	15000 (1034)
NS2	2CT6	SS-FMA-NS2-2CT6	1.75 (44.5)	0.63 (15.9)	0.20 (5.2)	15000 (1034)
NS2	2CT9	SS-FMA-NS2-2CT9	1.94 (49.2)	0.63 (15.9)	0.31 (7.9)	15000 (1034)
NS2	2CT12	SS-FMA-NS2-2CT12	2.13 (54.0)	0.87 (22.2)	0.31 (7.9)	15000 (1034)
NS2	2CT16	SS-FMA-NS2-2CT16	2.81 (71.4)	1.13 (28.6)	0.31 (7.9)	15000 (1034)
NS4	2CT4	SS-FMA-NS4-2CT4	1.75 (44.5)	0.94 (23.8)	0.11 (2.8)	15000 (1034)
NS4	2CT6	SS-FMA-NS4-2CT6	2.00 (50.8)	0.94 (23.8)	0.20 (5.2)	15000 (1034)
NS4	2CT9	SS-FMA-NS4-2CT9	2.19 (55.6)	0.94 (23.8)	0.31 (7.9)	15000 (1034)
NS4	2CT12	SS-FMA-NS4-2CT12	2.44 (61.9)	0.94 (23.8)	0.41 (10.4)	15000 (1034)
NS4	2CT16	SS-FMA-NS4-2CT16	2.94 (74.6)	1.13 (28.6)	0.41 (10.4)	15000 (1034)
NS6	2CT6	SS-FMA-NS6-2CT6	2.06 (52.4)	1.13 (28.6)	0.20 (5.2)	15000 (1034)
NS6	2CT9	SS-FMA-NS6-2CT9	2.25 (57.2)	1.13 (28.6)	0.31 (7.9)	15000 (1034)
NS6	2CT12	SS-FMA-NS6-2CT12	2.50 (63.5)	1.13 (28.6)	0.44 (11.1)	15000 (1034)
NS6	2CT16	SS-FMA-NS6-2CT16	3.00 (76.2)	1.13 (28.6)	0.56 (14.3)	15000 (1034)
NS8	2CT9	SS-FMA-NS8-2CT9	2.50 (63.5)	1.37 (34.9)	0.31 (7.9)	15000 (1034)
NS8	2CT12	SS-FMA-NS8-2CT12	2.75 (69.9)	1.37 (34.9)	0.44 (11.1)	15000 (1034)
NS8	2CT16	SS-FMA-NS8-2CT16	3.25 (82.6)	1.37 (34.9)	0.56 (14.3)	15000 (1034)
NS12	2CT9	SS-FMA-NS12-2CT9	2.56 (65.1)	1.50 (38.1)	0.31 (7.9)	10000 (690)
NS12	2CT12	SS-FMA-NS12-2CT12	2.81 (71.4)	1.50 (38.1)	0.44 (11.1)	10000 (690)
NS12	2CT16	SS-FMA-NS12-2CT16	3.39 (86.0)	1.50 (38.1)	0.56 (14.3)	10000 (690)
NS16	2CT12	SS-FMA-NS16-2CT12	3.13 (79.4)	1.75 (44.5)	0.44 (11.1)	10000 (690)
NS16	2CT16	SS-FMA-NS16-2CT16	3.63 (92.2)	1.75 (44.5)	0.56 (14.3)	10000 (690)

Medium & High Pressure Fittings and Tubing

Quick Couplings

Medium & High Pressure Valves

Line Filters

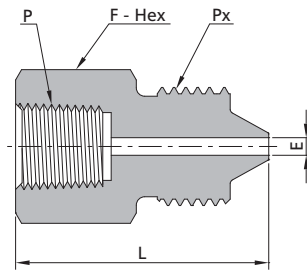
Sour Service Products

Subsea Valves

Tools and Installation Instructions

Technical Information

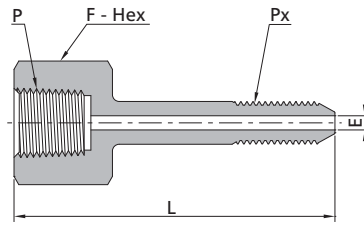
Female NPT to Male HP



Female NPT			Male HP			
P-Connection	Px-Connection	Ordering Number	Dimensions, in. (mm)			Working Pressure psig (bar)
			L	F	E	
NS2	6MP4	SS-FMA-NS2-6MP4	1.19 (30.2)	0.63 (15.9)	0.08 (2.1)	15000 (1034)
NS2	6MP6	SS-FMA-NS2-6MP6	1.37 (34.9)	0.81 (20.6)	0.13 (3.2)	15000 (1034)
NS2	6MP9	SS-FMA-NS2-6MP9	1.63 (41.3)	1.19 (30.2)	0.19 (4.8)	15000 (1034)
NS4	6MP4	SS-FMA-NS4-6MP4	1.37 (34.9)	0.94 (23.8)	0.08 (2.1)	15000 (1034)
NS4	6MP6	SS-FMA-NS4-6MP6	1.63 (41.3)	0.94 (23.8)	0.13 (3.2)	15000 (1034)
NS4	6MP9	SS-FMA-NS4-6MP9	1.75 (44.5)	1.19 (30.2)	0.19 (4.8)	15000 (1034)
NS6	6MP4	SS-FMA-NS6-6MP4	1.44 (36.5)	1.13 (28.6)	0.08 (2.1)	15000 (1034)
NS6	6MP6	SS-FMA-NS6-6MP6	1.69 (42.9)	1.13 (28.6)	0.13 (3.2)	15000 (1034)
NS6	6MP9	SS-FMA-NS6-6MP9	1.81 (46.0)	1.19 (30.2)	0.19 (4.8)	15000 (1034)
NS8	6MP4	SS-FMA-NS8-6MP4	1.69 (42.9)	1.37 (34.9)	0.08 (2.1)	15000 (1034)
NS8	6MP6	SS-FMA-NS8-6MP6	1.94 (49.2)	1.37 (34.9)	0.13 (3.2)	15000 (1034)
NS8	6MP9	SS-FMA-NS8-6MP9	2.13 (54.0)	1.37 (34.9)	0.19 (4.8)	15000 (1034)
NS12	6MP4	SS-FMA-NS12-6MP4	1.75 (44.5)	1.50 (38.1)	0.08 (2.1)	10000 (690)
NS12	6MP6	SS-FMA-NS12-6MP6	2.00 (50.8)	1.50 (38.1)	0.13 (3.2)	10000 (690)
NS12	6MP9	SS-FMA-NS12-6MP9	2.19 (55.6)	1.50 (38.1)	0.19 (4.8)	10000 (690)
NS16	6MP4	SS-FMA-NS16-6MP4	2.00 (50.8)	1.75 (44.5)	0.08 (2.1)	10000 (690)
NS16	6MP6	SS-FMA-NS16-6MP6	2.25 (57.2)	1.75 (44.5)	0.13 (3.2)	10000 (690)
NS16	6MP9	SS-FMA-NS16-6MP9	2.44 (61.9)	1.75 (44.5)	0.19 (4.8)	10000 (690)

Medium & High Pressure Fittings and Tubing
Quick Couplings
Medium & High Pressure Valves
Line Filters
Sour Service Products
Subsea Valves
Tools and Installation Instructions
Technical Information

Female NPT to HP Nipples



Female NPT			HP Nipples			
P-Connection	Px-Connection	Ordering Number	Dimensions, in. (mm)			Working Pressure psig (bar)
			L	F	E	
NS2	6CT4	SS-FMA-NS2-6CT4	1.87 (47.6)	0.63 (15.9)	0.08 (2.1)	15000 (1034)
NS2	6CT6	SS-FMA-NS2-6CT6	2.19 (55.6)	0.63 (15.9)	0.13 (3.2)	15000 (1034)
NS4	6CT4	SS-FMA-NS4-6CT4	2.13 (54.0)	0.94 (23.8)	0.08 (2.1)	15000 (1034)
NS4	6CT6	SS-FMA-NS4-6CT6	2.50 (63.5)	0.94 (23.8)	0.13 (3.2)	15000 (1034)
NS4	6CT9	SS-FMA-NS4-6CT9	3.06 (77.8)	0.94 (23.8)	0.19 (4.8)	15000 (1034)
NS6	6CT4	SS-FMA-NS6-6CT4	2.13 (54.0)	1.13 (28.6)	0.08 (2.1)	15000 (1034)
NS6	6CT6	SS-FMA-NS6-6CT6	2.50 (63.5)	1.13 (28.6)	0.13 (3.2)	15000 (1034)
NS6	6CT9	SS-FMA-NS6-6CT9	3.13 (79.4)	1.13 (28.6)	0.19 (4.8)	15000 (1034)
NS8	6CT4	SS-FMA-NS8-6CT4	2.37 (60.3)	1.37 (34.9)	0.08 (2.1)	15000 (1034)
NS8	6CT6	SS-FMA-NS8-6CT6	2.75 (69.9)	1.37 (34.9)	0.13 (3.2)	15000 (1034)
NS8	6CT9	SS-FMA-NS8-6CT9	3.31 (84.2)	1.37 (34.9)	0.19 (4.8)	15000 (1034)
NS12	6CT4	SS-FMA-NS12-6CT4	2.44 (61.9)	1.50 (38.1)	0.08 (2.1)	10000 (690)
NS12	6CT6	SS-FMA-NS12-6CT6	2.81 (71.4)	1.50 (38.1)	0.13 (3.2)	10000 (690)
NS12	6CT9	SS-FMA-NS12-6CT9	3.38 (85.8)	1.50 (38.1)	0.19 (4.8)	10000 (690)
NS16	6CT4	SS-FMA-NS16-6CT4	2.69 (68.3)	1.75 (44.5)	0.08 (2.1)	10000 (690)
NS16	6CT6	SS-FMA-NS16-6CT6	3.10 (78.8)	1.75 (44.5)	0.13 (3.2)	10000 (690)
NS16	6CT9	SS-FMA-NS16-6CT9	3.69 (93.8)	1.75 (44.5)	0.19 (4.8)	10000 (690)

NOTE: Dimensions are for reference only and are subject to change.

Medium & High Pressure Fittings and Tubing

Quick Couplings

Medium & High Pressure Valves

Line Filters

Sour Service Products

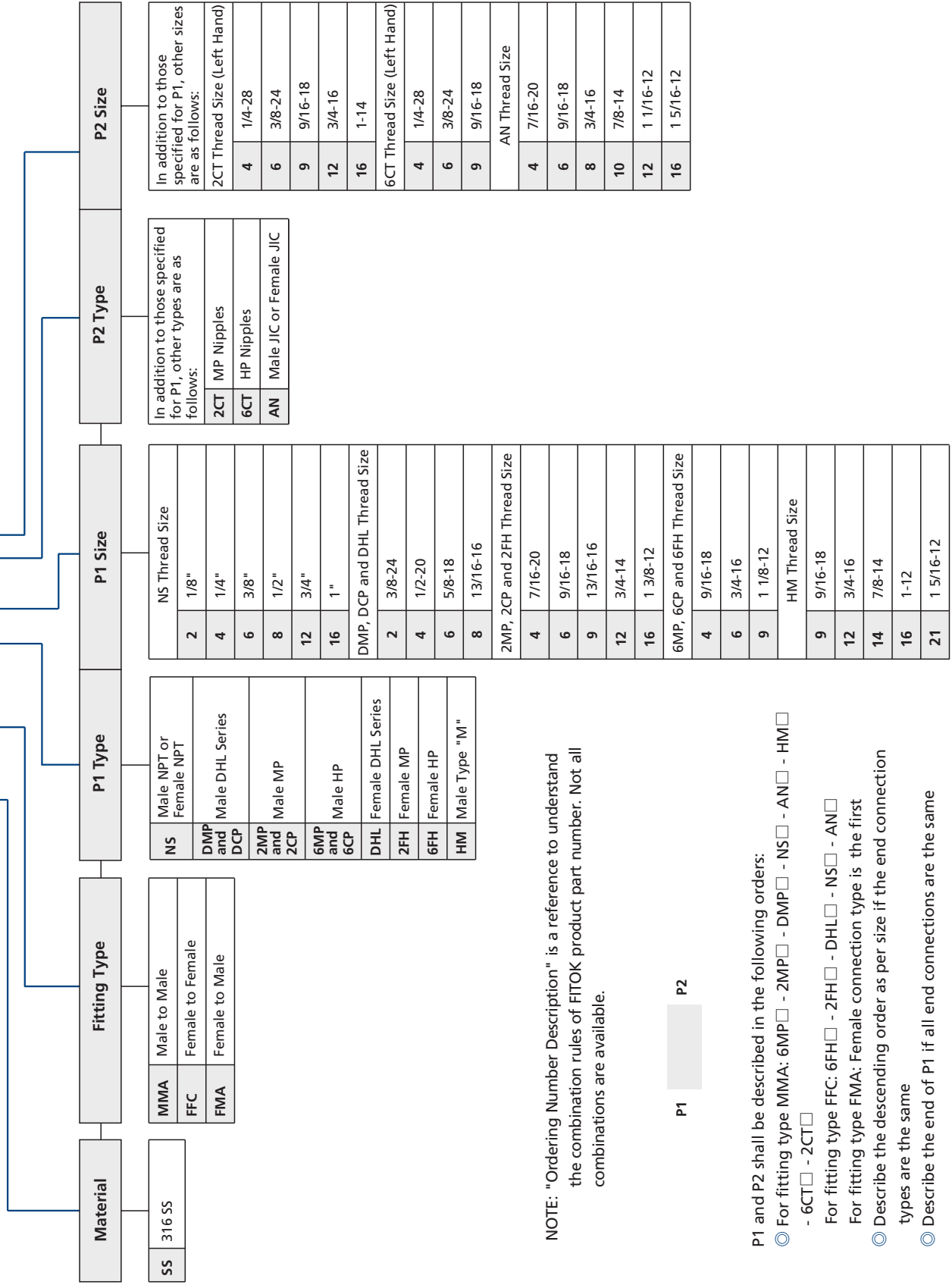
Subsea Valves

Tools and Installation Instructions

Technical Information

Ordering Number Description

SS – MMA – 2MP6 – NS4



NOTE: "Ordering Number Description" is a reference to understand the combination rules of FITOK product part number. Not all combinations are available.

P1 P2

P1 and P2 shall be described in the following orders:

- ☉ For fitting type MMA: 6MP - 2MP - DMP - NS - AN - HM - 6CT - 2CT
- For fitting type FFC: 6FH - 2FH - DHL - NS - AN
- For fitting type FMA: Female connection type is the first
- ☉ Describe the descending order as per size if the end connection types are the same
- ☉ Describe the end of P1 if all end connections are the same

FITOK Group

FITOK GmbH (Headquarter)

Sprendlinger Landstr. 115, 63069 Offenbach am Main, Germany
Tel.: +49 69 8900 4498 Fax: +49 69 8900 4495

FITOK, Inc.

13843 North Promenade Blvd., Suite 750, Stafford, Texas 77477, USA
Tel.: +1 281 888 0077 Fax: +1 281 582 4051

FITOK Incorporated

1-4F, Block C, Zone E, Yingtai Industrial Park, Dalang Street,
Longhua New District, Shenzhen, 518109, China
Tel.: +86 755 2803 2500 Fax: +86 755 2803 2619

FITOK Middle East Oil Equipment Trading LLC

208-209, Makateb Building, Airport Road, P.O.Box 185412, Deira, Dubai, UAE
Tel.: +971 4 2959 853 Fax: +971 4 2959 854

info@fitokgroup.com
www.fitokgroup.com

FK-IC-HF-05-EN-170505